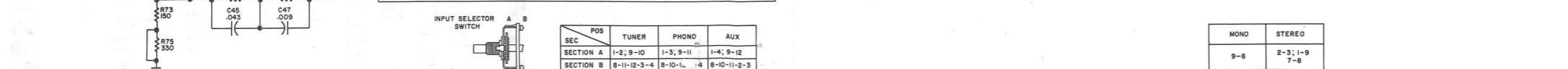
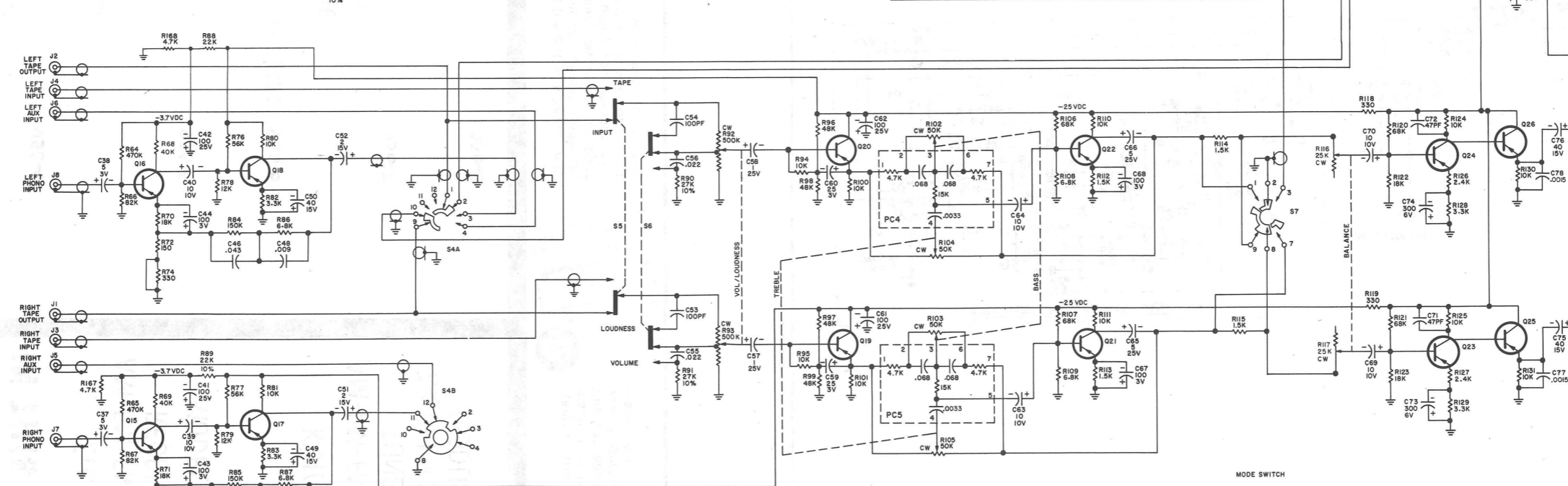
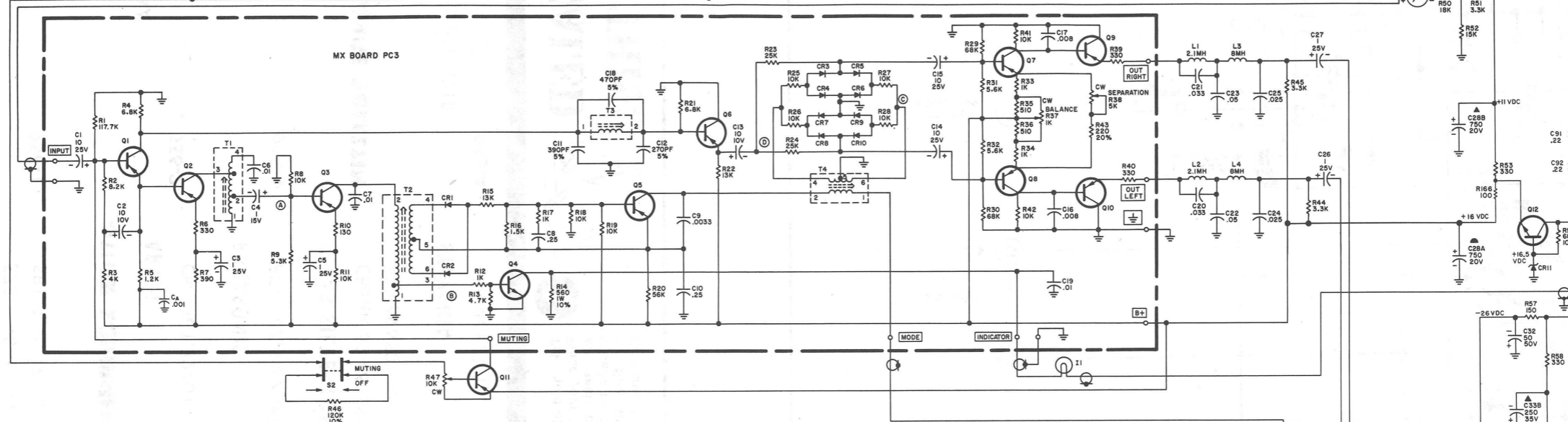
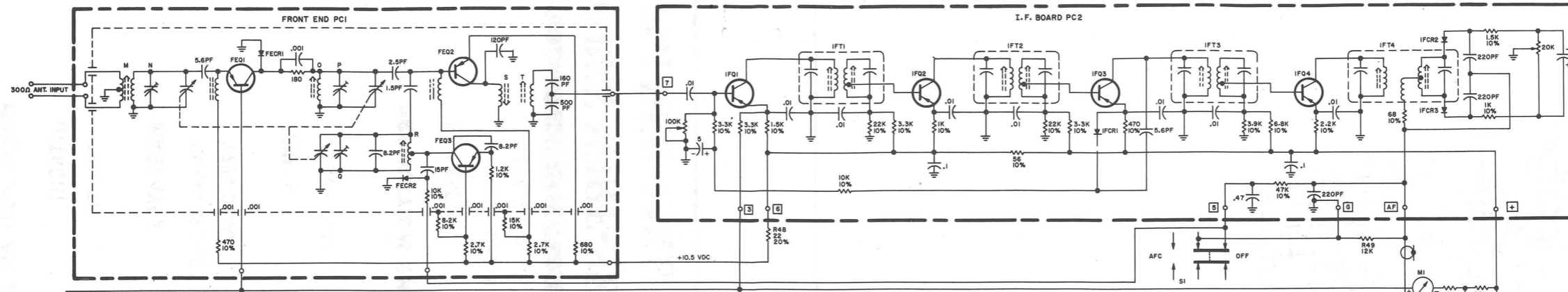
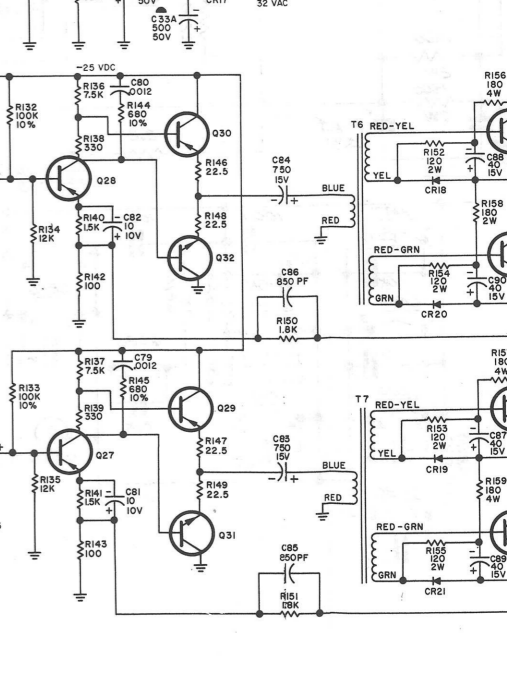
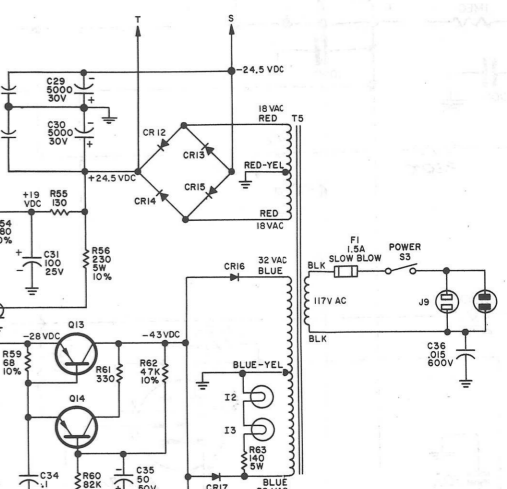


- NOTES:
1. ALL RESISTORS ARE IN OHMS, 1/2W, 5%, UNLESS OTHERWISE INDICATED.
  2. ALL CAPACITORS ARE IN  $\mu$ F, 10% (EXCEPT ELECTROLYTICS) UNLESS OTHERWISE INDICATED.
  3. ALL ROTARY SWITCHES ARE SHOWN FROM KNOB END WITH SWITCH IN EXTREME COUNTERCLOCKWISE POSITION.
  4. M = MEGOHMS (1,000,000 OHMS); K = KILOHMS (1,000 OHMS).
  5. PF = PICO FARADS; MICROFARADS.
  6.  $\square$  OR  $\square$  INDICATES SOLDER POINTS ON IF AND MX BOARDS.
  7.  $\bigcirc$  INDICATES TEST POINTS ON MX BOARD.



- NOTES:
1. ALL RESISTORS ARE IN OHMS, 1/2W, 5%, UNLESS OTHERWISE INDICATED.
  2. ALL CAPACITORS ARE IN  $\mu$ F, 10% (EXCEPT ELECTROLYTICS) UNLESS OTHERWISE INDICATED.
  3. ALL ROTARY SWITCHES ARE SHOWN FROM KNOB END WITH SWITCH IN EXTREME COUNTERCLOCKWISE POSITION.
  4. M=MEG OHMS (1,000,000 OHMS), K=KILO OHMS (1,000 OHMS).
  5. PF= $\mu$ F=PICOFARADS=MICROMICROFARADS.
  6.  $\square$  OR  $\square$  INDICATES SOLDER POINTS ON IF AND MX BOARDS.
  7.  $\bigcirc$  INDICATES TEST POINTS ON MX BOARD.



POS	TUNER	PHONO	AUX
SECTION A	1-2; 9-10	1-3; 9-11	1-4; 9-12
SECTION B	8-11; 12-3-4	8-10-11-4	8-10-11-2-3

MONO	STEREO
9-8	2-3; 1-9 7-8