

PARTS LIST AND DESCRIPTION
(When ordering parts, state Model, Part Number, and Description.)

COILS (RF-IF)

| ITEM No. | USE | REPLACEMENT DATA | | | |
|----------|-----------|------------------|-------------------|-----------------|------------------|
| | | ADMIRAL PART No. | MEISSNER PART No. | MILLER PART No. | WORKMAN PART No. |
| L1 | Loopstick | 2069B307-35 | | 7787 | |
| L2 | Osc. | 2069B309-25 | | | |
| L3 | Input IF | 2072B254-130 | | | |
| L4 | Output IF | 2072B254-131 | 16-9028 | 8518 | |

SPEAKER

| ITEM No. | TYPE | REPLACEMENT DATA | | | NOTES |
|----------|----------|------------------|-----------------|---------------|-------|
| | | ADMIRAL PART No. | JENSEN PART No. | QUAM PART No. | |
| SP1 | 4" PM 8Ω | 2078B203-33 | CT48 | 4A05Z8 | |

TRANSFORMER (AUDIO OUTPUT)

| ITEM No. | IMPEDANCE | | REPLACEMENT DATA | | | | | NOTES |
|----------|-----------|------|------------------|----------------|------------------|---------------------|----------------|-------|
| | PRI. | SEC. | ADMIRAL PART No. | MERIT PART No. | STANCOR PART No. | THORDARSON PART No. | TRIAD PART No. | |
| T1 | 3000Ω | 8Ω | 2072B254-127 | | | | | |

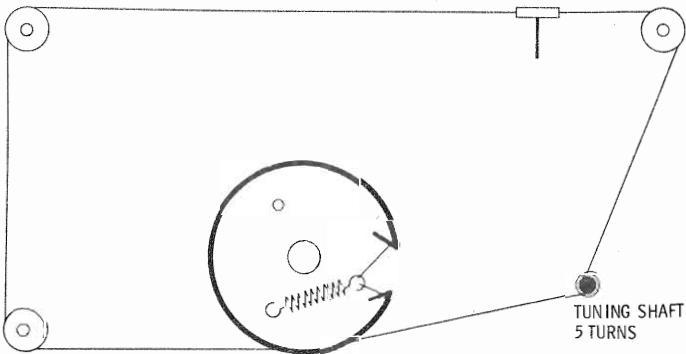
MISCELLANEOUS

| ITEM No. | PART NAME | ADMIRAL PART No. | NOTES |
|----------|--------------|---|--|
| | Clock | 91D67-1 91D74-3 91D74-10 91C53-51 91C74-100 | Assembly YRC113 (Westclox) YRC166/167/171 (Westclox) YRC181/191/193 (Westclox) Motor Gear Box On/Off (Part of Clock Assembly) |
| | Clock Switch | | |

CABINETS & CABINET PARTS
(When Ordering Specify Model, Chassis & Color)

| ITEM | MODEL | PART No. | ITEM | MODEL | PART No. |
|--|--|--|----------------|--|--|
| Cabinet, Cabinet | YR103 YRC113 | 2034B245-44 2034B245-45 | Knob, Tuning | YR103, YRC113 | 2033B648-99 |
| Cabinet, Front | YRC166/167 | 2034B245-48 | | YR126/127 | 2033B648-105 |
| Cabinet, Front | YRC171 | 2034B245-49 | | YR131 | 2033B648-106 |
| Cabinet Front Ass'y, Less Knobs | YR126 YR127 YR131 | 2034B245-46 2034B245-76 2034B245-47 | Tuning, Volume | YR141, YRC181 YR151/153 YRC191/193 | 2033B648-109 2033B648-110 |
| Cabinet Front Ass'y, Less Knobs, Retainers and Dial Scale Insert | YR141 YR151/153 YRC181 YRC191/193 | 2034B245-54 2034B245-56 2034B245-55 2034B245-57 | Knob, Volume | YRC166/167 YRC171 YR103, YRC113 YR126/127 | 2033B648-101 2033B648-102 2033B648-100 2033B648-107 |
| | | | | YRC166/167 YRC171 | 2033B648-103 2033B648-104 |
| | | | Knob, Clock | YRC113/166/167 (Clear) YRC171/191/193 (Silver) | 33B824-1 33B824-2 |


DIAL CORD STRINGING



PHOTOFACT® Folder

with CIRCUITRACE®

ADMIRAL
CHASSIS 5D7, 5D7A/B/C/D/E



| | | | |
|---------------|--|---|---|
| TRADE NAME: | Admiral | MODELS | CHASSIS |
| | | YR103, YRC113, YR126, YR127, YR131, YR141, YR151, YR153, YRC113, YRC166, YRC167, YRC171, YRC181, YRC191, YRC193 | 5D7 5D7B 5D7D 5D7A 5D7C 5D7E |
| SUPPLIER: | For Current Address, See Annual Index | | |
| POWER SUPPLY: | 110 - 120 Volts AC, 60 Cycles RATING: 9.7 Watts, .100 Amp. @ 117 Volts AC (W/Clock) | | |

ALIGNMENT INSTRUCTIONS

Use isolation transformer, if available, and maintain line voltage at 117 volts. Set Volume control at maximum. Fashion loop of several turns of wire and connect generator across loop. Adjust output of generator to radiate only enough signal into receiver to obtain a suitable indication. Suggested Alignment Tools: A1, A4, A5..... GENERAL CEMENT #8868, 8987, 9089.. WALSCO #2541-X, 2541, 2587 A2, A3..... GENERAL CEMENT #8868, 8987, 9089.. WALSCO #2543, 2544, 2588 A4..... GENERAL CEMENT #9440..... WALSCO #2501

| GENERATOR FREQUENCY | DIAL SETTING | INDICATOR | ADJUST | REMARKS |
|----------------------|-------------------------|---------------------------------|------------|--|
| 1. 455KC (400v Mod.) | Tuning gang fully open. | Output Meter across Voice coil. | A1, A2, A3 | Adjust for maximum. Repeat until no further improvement can be made. |
| 2. 1620KC | " | " | A4 | Adjust for maximum. |
| 3. 1400KC | Tune to signal. | " | A5 | Adjust for maximum. |
| 4. 600KC | " | " | A6 | Rock tuning gang and adjust for maximum. Repeat steps 2 thru 4 until no further improvement can be made. |

HOWARD W. SAMS & CO., INC. Indianapolis, Indiana 46206

The listing of any available replacement part herein does not constitute in any case a recommendation, warranty or guaranty by Howard W. Sams & Co., Inc., as to the quality and suitability of such replacement part. The numbers of these parts have been compiled from information furnished to Howard W. Sams & Co., Inc., by the manufacturers of the particular type of replacement part listed. SG708

Reproduction or use, without express permission, of editorial or pictorial content, in any matter, is prohibited. No patent liability is assumed with respect to the use of the information contained herein. © 1968 Howard W. Sams & Co., Inc., Indianapolis, Indiana 46206. Printed in U. S. of America.

DATE 6 -68 SET 960 FOLDER 5

PARTS LIST AND DESCRIPTION

(When ordering parts, state Model, Part Number, and Description.)

WIRING DATA

| | |
|---|--|
| General-use Unshielded Hook-up Wire | Use BELDEN No. 8530 (Solid) Available in 12 Colors |
| Power Cord | 8534 (Stranded) Available in 12 Colors |
| | 17106 (Plastic) or 17126 (Rubber) - 6 Ft. |
| | 17109 (Plastic) or 17129 (Rubber) - 9 Ft. |

TRANSISTORS

| ITEM No. | ORIG. TYPE | USE | REPLACEMENT DATA | | | | NOTES |
|----------|------------|-----------|------------------|---------------------------|----------------------------------|--------------|---------------|
| | | | DELCO PART No. | GENERAL ELECTRIC PART No. | INTERNATIONAL RECTIFIER PART No. | RCA PART No. | |
| Q1 | 2SC454A | RF Amp. | DS-72 | GE-20 | TR-21 | SK-3018 | 205T12-85 NPN |
| Q2 | 2SC454B | Converter | DS-72 | GE-20 | TR-21 | SK-3016 | 205T12-87 NPN |
| Q3 | 2SC454B | IF Amp. | DS-72 | GE-20 | TR-21 | SK-3016 | 205T12-87 NPN |
| Q4 | 2SC454A | AF Amp. | DS-66 | GE-10 | TR-21 | SK-3020 | 205T12-85 NPN |
| Q5 | 2SC685 | Output | DS-66 | GE-12 | TR-23 | SK-3021 | 205T12-84 NPN |

POWER RECTIFIERS & SIGNAL DIODES

| ITEM No. | MEASURED CURRENT | ORIGINAL Part or Type No. | RECTIFIERS & DIODES | | RECTIFIERS | |
|----------|------------------|---------------------------|---------------------------|----------------------------------|---------------------|-------------------------|
| | | | GENERAL ELECTRIC PART No. | INTERNATIONAL RECTIFIER PART No. | RCA PART No. | SARKES TARZIAN PART No. |
| X1 | .038 | 2093B41-6 (1S314) | GE-504A | 8D4 or 5A4-D | SK-3031 or SK-3017A | 40C or F-4 |
| X2 | | 93B41-2 (1N60) | 1N60 | 1N60 | | |

ELECTROLYTIC CAPACITORS

| ITEM No. | RATING | REPLACEMENT DATA | | | | | | |
|----------|---------|------------------|------------------|--------------------|---------------------------|---------------------------|------------------|------------------|
| | | ADMIRAL PART No. | AEROVOX PART No. | CENTRALAB PART No. | CORNELL-DUBILIER PART No. | GENERAL ELECTRIC PART No. | MALLORY PART No. | SPRAGUE PART No. |
| C1A | 50 150V | 2067B63-15 | | | | | | |
| B | 50 150V | | | | | | | |
| C | 50 150V | | | | | | | |
| C2 | 10 15V | 2067B64-37 | BCD15010 | EP15-10 | NLW10-15 | MT1-5 | MTV10CB50 | TE-1155 |
| C3 | 3 15V | 2067B64-66 | BCD15003 | | NLW3-15 | MT1-3 | MTV3CB50 | TE-1150 |
| C4 | 10 15V | 2067B64-37 | BCD15010 | EP15-10 | NLW10-15 | MT1-5 | MTV10CB50 | TE-1155 |

CAPACITORS

| ITEM NO. | RATING | REMARKS | REPLACEMENT DATA | | | | | |
|----------|-------------|--------------|---------------------|-----------------------|----------------------------------|---------------------|---------------------|---------------------|
| | | | AEROVOX PART No. | CENTRALAB PART No. | CORNELL- DUBILIER PART No. | ELMENCO PART No. | MALLORY PART No. | SPRAGUE PART No. |
| C11 | .022 50V | | DBE2S22 | | DMF1S22 | 1DP-1-223 | PVC1122 | 225P22391 |
| C12 | .022 50V | | DBE2S22 | | DMF1S22 | 1DP-1-223 | PVC1122 | 225P22391 |
| C13 | .047 50V | | DBE2S47 | | DMF1S47 | 1DP-2-473 | PVC1147 | 225P47391 |
| C14 | .01 50V | | DBE2P1 | | DMF1P1 | 1DP-2-104 | PVC101 | 225P10491 |
| C15 | .01 50V | | DBE2P1 | | DMF1P1 | 1DP-2-104 | PVC101 | 225P10491 |
| C16 | .002 35V 5% | | | CPR-2200J | CD19F22Z1500 | DM-19-202J | SX222 | MS-222 |
| C17 | .047 50V | | DBE2S47 | | DMF1S47 | 1DP-2-473 | PVC1147 | 225P47391 |
| C18 | .047 50V | | DBE2S47 | | DMF1S47 | 1DP-2-473 | PVC1147 | 225P47391 |
| C19 | .047 50V | | DBE2S47 | | DMF1S47 | 1DP-2-473 | PVC1147 | 225P47391 |
| C20 | .01 50V | | DBE2P1 | | DMF1P1 | 1DP-2-104 | PVC101 | 225P10491 |
| C21 | .01 50V | | DBE2P1 | | DMF1P1 | 1DP-2-104 | PVC101 | 225P10491 |
| C22 | .01 50V | | DBE2P1 | | DMF1P1 | 1DP-2-104 | PVC101 | 225P10491 |
| C23 | .022 400V | | DBE6S22 | DD-203 | DMF6S22 | 4DP-2-223 | PVC6122 | 4P8-S22 |
| C24 | .047 600V | | DBE6S47 | | DMF6S47 | 6DP-3-473 | | |
| C25 | 5 50V | | NPO-DI 4.7 | DTZ-4R7 | CZ601CH5R0D | CCTO-4R7 | CNO947 | 10TCC-V47 |
| C26 | | #2068B105-11 | | | | | | |

Admiral Part Number.

CONTROLS

All wattages 1/2 watt, or less, unless otherwise listed.

| ITEM No. | USE | RESISTANCE | REPLACEMENT DATA | | | | |
|----------|--------|------------|------------------|--------------------|--|---------------------------------------|---|
| | | | ADMIRAL PART No. | CENTRALAB PART No. | CLAROSTAT PART No. | CTS-IRC PART No. | MALLORY PART No. |
| R1 | Volume | 10K | 2075B89-39 | F2-10K ①, SSK014 | A47-10K-Z ①, KSS-3 or (NP-10K-Z ①, UP-C-400) | B13-116 ① or (BUI ①, CF61, SSI, CC1)* | RU14A, SL36, SL3250 or (UA14A ①, SK1000) or (U18 ①) |

* "SNAPTROL"

① Enlarge Mounting Hole.

② Part #2075B89-38 (Volume/Switch) used in Models using Chassis 5D7, 5D7B and 5D7D.

RESISTORS (Power and Special)

| ITEM No. | RATING | REPLACEMENT DATA | | | ITEM No. | RATING | REPLACEMENT DATA | | |
|----------|---------------|------------------|------------------|------------------|----------|-----------|------------------|------------------|------------------|
| | | IRC PART No. | WORKMAN PART No. | ADMIRAL PART No. | | | IRC PART No. | WORKMAN PART No. | ADMIRAL PART No. |
| R28 | V.D.R. † | | | 2061B45-25 | R31 | 6800Ω, 4W | | 7G-6, 8K | 61C24-445 |
| R30 | 300Ω, Fusible | | | 2061B45-27 | | | | | |

† Voltage-dependent Resistor.

COILS (RF-IF)

| ITEM No. | USE | REPLACEMENT DATA | | | |
|----------|-----------|------------------|-------------------|-----------------|------------------|
| | | ADMIRAL PART No. | MEISSNER PART No. | MILLER PART No. | WORKMAN PART No. |
| L1 | Loopstick | 2069B307-35 | | 7787 | |
| L2 | Osc. | 2069B309-25 | | | |
| L3 | Input IF | 2072B254-130 | | | |
| L4 | Output IF | 2072B254-131 | 16-9028 | 8518 | |

SPEAKER

| ITEM No. | TYPE | REPLACEMENT DATA | | | NOTES |
|----------|----------|------------------|-----------------|---------------|-------|
| | | ADMIRAL PART No. | JENSEN PART No. | QUAM PART No. | |
| SP1 | 4" PM 8Ω | 2078B203-33 | CT48 | 4A05Z8 | |

TRANSFORMER (AUDIO OUTPUT)

| ITEM No. | IMPEDANCE | REPLACEMENT DATA | | | | | NOTES |
|----------|-----------|------------------|----------------|------------------|---------------------|----------------|-------|
| | | ADMIRAL PART No. | MERIT PART No. | STANCOR PART No. | THORDARSON PART No. | TRIAD PART No. | |
| T1 | 3000Ω | 2072B254-127 | | | | | |

MISCELLANEOUS


| ITEM No. | PART NAME | ADMIRAL PART No. | NOTES |
|----------|--------------|---|--|
| | Clock | 91D67-1 91D74-3 91D74-10 91C53-51 91C74-100 | Assembly YRC113 (Westclox) YRC166/167/171 (Westclox) YRC181/191/193 (Westclox) Motor Gear Box On/Off (Part of Clock Assembly) |
| | Clock Switch | | |

CABINETS & CABINET PARTS

(When Ordering Specify Model, Chassis & Color)

| ITEM | MODEL | PART No. | ITEM | MODEL | PART No. |
|--|-------------|----------|----------------|-------------------------|--------------|
| Cabinet, YR103 | 2034B245-44 | | Knob, Tuning | YR103, YRC113 | 2033B648-99 |
| Cabinet, YRC113 | 2034B245-45 | | | YR126/127 | 2033B648-105 |
| Cabinet, Front YRC166/167 | 2034B245-48 | | | YR131 | 2033B648-106 |
| Cabinet, Front YRC171 | 2034B245-49 | | Tuning, Volume | YR141, YRC181 | 2033B648-109 |
| Cabinet Front Ass'y, Less Knobs, YR126 | 2034B245-46 | | | YR151/153 | 2033B648-110 |
| YR127 | 2034B245-76 | | | YRC191/193 | |
| YR131 | 2034B245-47 | | | YRC166/167 | 2033B648-101 |
| Cabinet Front Ass'y, Less Knobs, Retainers and Dial Scale Insert YR141 | 2034B245-54 | | Knob, Volume | YRC171 | 2033B648-102 |
| YR151/153 | 2034B245-56 | | | YR103, YRC113 | 2033B648-100 |
| YRC181 | 2034B245-55 | | | YR126/127 | 2033B648-107 |
| YRC191/193 | 2034B245-57 | | | YR131 | 2033B648-108 |
| | | | | YRC166/167 | 2033B648-103 |
| | | | | YRC171 | 2033B648-104 |
| | | | Knob, Clock | YRC113/166/167 (Clear) | 33B824-1 |
| | | | | YRC171/191/193 (Silver) | 33B824-2 |

DIAL CORD STRINGING



PHOTOFACT® Folder

SET 960 FOLDER 5

ADMIRAL CHASSIS 5D7, 5D7A/B/C/D/E

TRADE NAME: Admiral

SUPPLIER: For Curr

POWER SUPPLY: 110 - 120

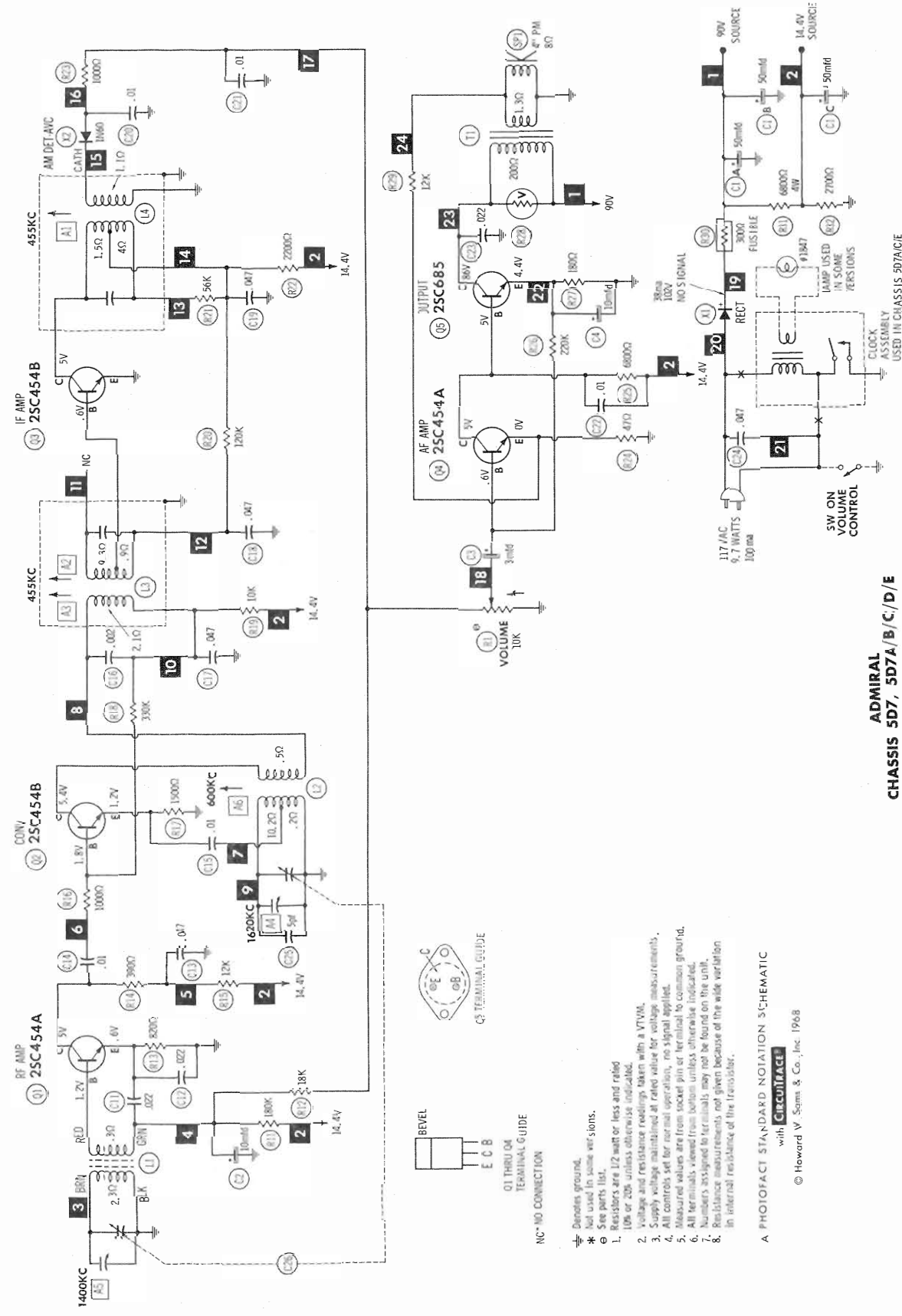
Use isolation transformer, if av
Fashion loop of several turns of
Adjust output of generator to rad
Suggested Alignment Tools: A1
A2
A6

| | GENERATOR FREQUENCY | DIAL SETTING |
|----|---------------------|-------------------------|
| 1. | 455KC (400V Mod.) | Tuning gang fully open. |
| 2. | 1620KC | " |
| 3. | 1400KC | Tune to signal. |
| 4. | 600KC | " |


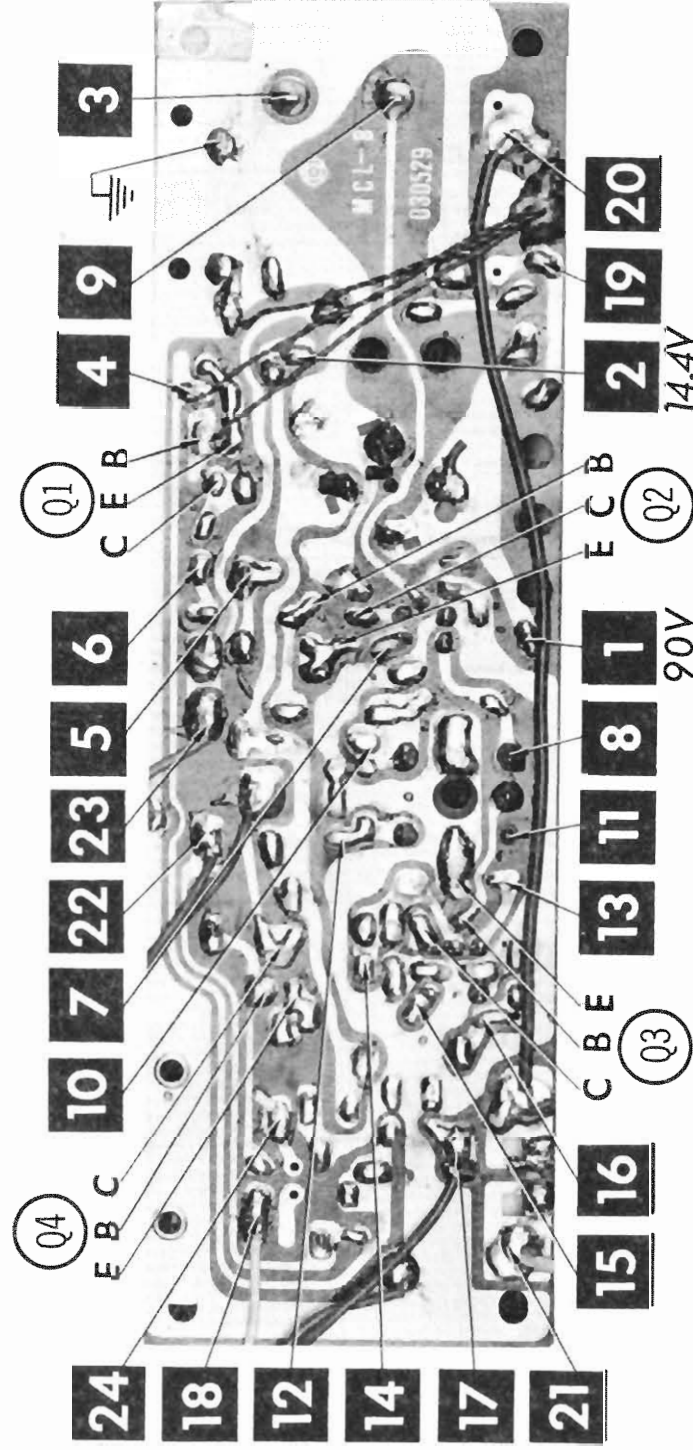
HOWARD W. S

The listing of any available replacement part any case a recommendation, warranty or guar Inc., as to the quality and suitability of such r of these parts have been compiled from inform Sams & Co., Inc., by the manufacturers of the part listed. SG708





A Howard W. Sams **CIRCUITACE** Photo





ADMIRAL
CHASSIS 5D7, 5D7A/B/C/D/E

