

1. DC voltage measurements taken with vacuum tube voltmeter.
2. AC voltage measurements taken at 1000 ohms per volt.
3. Measured values are shown as bottom views.
4. Measured values are from socket pin to common negative.
5. Nominal tolerance of component values makes possible a variation of  $\pm 1\%$  in voltage and resistance readings.
6. All controls at minimum, proper output load connected.

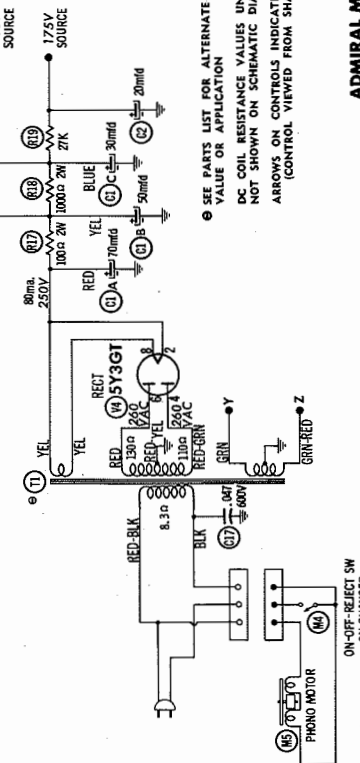
RESISTANCE READINGS

TUBE	Pin 1	Pin 2	Pin 3	Pin 4	Pin 5	Pin 6	Pin 7	Pin 8	Pin 9
V1 12AX7	1500K	3.3meg	2000K	.2K	.2K	1500K	3.3meg	2000K	.2K
V2 EL84	470K	470K	82K	.2K	NC	1400K	TP	1100K	TP
V3 6X4	470K	470K	82K	.2K	NC	1400K	TP	1100K	TP
V4 6X4	NC	1	NC	100K	TP	100K	TP	1	TP

1 THIS READING WILL VARY DEPENDING UPON THE CONDITION OF THE ELECTROLYTIC IN THE CIRCUIT.  
2 MEASURED FROM PIN 2 OF V4.  
3 NC NO CONNECTION

TP TIE POINT

A PHOTOFACT STANDARD NOTATION SCHEMATIC  
© Howard W. Sams & Co., Inc. 1960



SEE PARTS LIST FOR ALTERNATE  
VALUE OR APPLICATION  
DC COIL RESISTANCE VALUES UNDER ONE OHM  
NOT SHOWN ON SCHEMATIC DIAGRAM  
ARROWS ON CONTROLS INDICATE CLOCKWISE ROTATION  
(CONTROL VIEWED FROM SHAFT END)

ADMIRAL MODELS 618, 619, 722,  
723, 724, 729, 771, SS722,  
SS723, SS724, SS729 (Ch. 4F3)

FOLDER 3  
SET486

PHOTOFACT® Folder



ADMIRAL MODELS 618, 619, 722,  
723, 724, 729, 771, SS722,  
SS723, SS724, SS729 (Ch. 4F3)



The listing of any available replacement part herein does not constitute in any case a recommendation, warranty or guaranty by Howard W. Sams & Co., Inc., as to the quality and suitability of such replacement part. The numbers of these parts have been compiled from information furnished to Howard W. Sams & Co., Inc., by the manufacturers of JT682


HOWARD W. SAMS & CO., INC. Indianapolis 6, Indiana

the particular type of replacement part listed. Reproduction or use, without express permission, of editorial or pictorial content, in any manner, is prohibited. No patent liability is assumed with respect to the use of the information contained herein. © 1960 Howard W. Sams & Co., Inc., Indianapolis 6, Indiana. Printed in U.S. of America

DATE 5-60

SET486

FOLDER 3



MODEL 771

TRADE NAME	Admiral Models 618, 619, 722, 723, 724, 729, 771 (Ch. 4F3) SS722, SS723, SS724, SS729 (Remote Speaker Unit)		
MANUFACTURER	Admiral Corp., 3800 W. Cortland Street, Chicago 47, Illinois		
TYPE SET	AC Operated 4 Tube Stereo Amplifier With 4 Speed Automatic Record Changer		
POWER SUPPLY	110 - 120 Volts AC, 60 Cycles	RATING	64 Watts, .6 Amp. @ 117 Volts AC (Less Motor)

FOR SERVICE INFORMATION ON RECORD CHANGER RC668-18P USED IN MODELS 618, 619, 722, 723, 724, 729 OR RECORD CHANGER A2400-001-002 USED IN MODEL 771 - SEE ADMIRAL RC607 SERIES - PHOTOFACT SET 398 FOLDER 7

ADMIRAL MODELS 618, 619, 722,  
723, 724, 729, 771, SS722,  
SS723, SS724, SS729 (Ch. 4F3)

ADMIRAL MODELS 618, 619, 722,  
723, 724, 729, 771, SS722,  
SS723, SS724, SS729 (Ch. 4F3)

SET486 FOLDER 3

PARTS LIST AND DESCRIPTIONS  
 TUBES

ITEM No.	CBS		GENERAL ELECTRIC		RAYTHEON		SYLVANIA	
	USE	TYPE	ITEM No.	USE	TYPE	TYPE		
V1	Left Channel A.F. Amp.	12AX7	V3	Right Channel Output Rectifier	EL84/6BQ5	5Y3GT		
V2	Left Channel Output	EL84/6BQ5	V4					

ELECTROLYTIC CAPACITORS

ITEM No.	RATING		REPLACEMENT DATA				NOTES
	CAP.	VOLT.	ADMIRAL PART No.	AROVOX PART No.	CORNELL-DUBIER PART No.	MALLORY PART No.	
C1A	70	300	67B23-9	PR4-295	WT407	TVAS-356I *	
C	50	300					
C	30	250					
C2	20	250	67B4-41	PR51570	BR2025	TD-20-250	TVA-1508
C3	10	6	67B35-7	PWE6010	EC10-6	ML10-6	TE-1087
C4	50	25	67B4-31	PR51265	BBR50-25	TC29	TD-50-25

\* Not normally in distributor's stock. Available thru distributor on order to manufacturer.

FIXED CAPACITORS

Capacity values given in the rating column are in mfd. for Paper Capacitors, and in mmfd. for Mica and Ceramic Capacitors.

ITEM No.	RATING		REPLACEMENT DATA				NOTES
	RESISTANCE	WATTS	ADMIRAL PART No.	AROVOX PART No.	CORNELL-DUBIER PART No.	MALLORY PART No.	
C5	35	1000					
C6	1000						
C7	.01	400V					
C8	5000						
C9	.033	400V					
C10	2200						
C11	35						
C12	1000						
C13	.01	400V					
C14	5000						
C15	.033	400V					
C16	2200						
C17	.047	600V					

CONTROLS

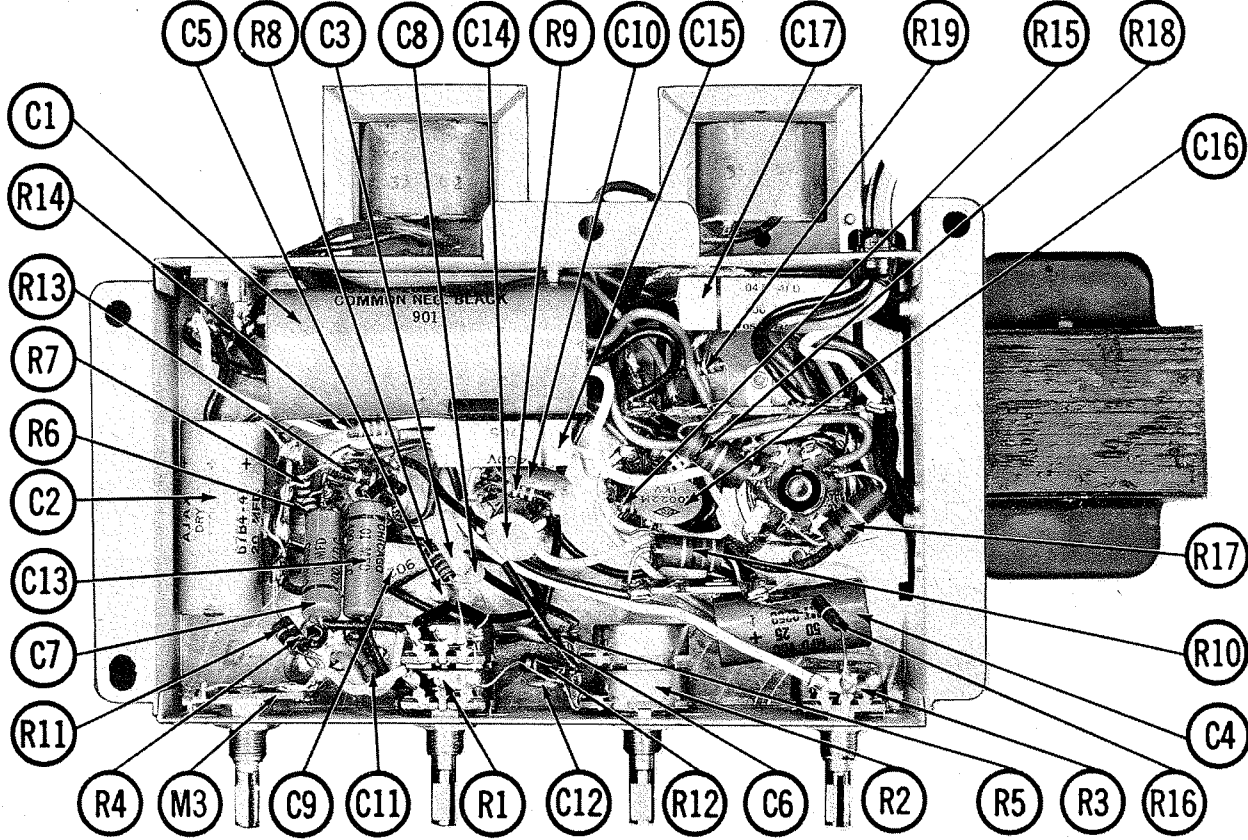
ITEM No.	RATING		REPLACEMENT DATA				INSTALLATION NOTES
	RESISTANCE	WATTS	ADMIRAL PART No.	CENTRALAB PART No.	CLAROSTAT PART No.	CTS-IRC PART No.	
R1A	3meg	1/2	75B46-3			FA38T95	Loudness, Right Channel
B	3meg Tap	1/2				R036T16	Loudness, Left Channel
C	3meg Tap						
R2A	500K					CS3500	Tone, Right Channel
B	500K					FA35A	Tone, Left Channel
R3A	1.5meg					RU55A	Balance
B	1.5meg					CS3500	
						UI55	

RESISTORS


All wattages 1/2 watt, or less, unless otherwise listed.

ITEM No.	RATING	REMARKS	ITEM No.	RATING	REMARKS	ITEM No.	RATING	REMARKS
R4	3.3meg		R10	822 2W		R16	22K	
R5	100K		R11	3.3meg		R17	1000 2W	
R6	3.3meg		R12	100K		R18	10000 2W	
R7	310K		R13	3.3meg		R19	21K	
R8	22000		R14	470K				
R9	470K		R15	470K				

CHASSIS—BOTTOM VIEW



CHASSIS—TOP VIEW



PARTS LIST AND DESCRIPTIONS (Continued)  
 TRANSFORMER (POWER)

ITEM No.	RATING		REPLACEMENT DATA				NOTES
	PR.	SEC.	ADMIRAL PART No.	Halldorson PART No.	Merit PART No.	Ram PART No.	
T1	117V@ .6A	SEC. 2 5V@ 2A					
	SEC. 3	SEC. 4	SEC. 5				
	6.3 VCT 1.9A						

① Alternate Part #80B60-3.

② Drill New Mounting Holes

TRANSFORMER (AUDIO OUTPUT)

ITEM No.	RATING		REPLACEMENT DATA				NOTES
	PR.	SEC.	ADMIRAL PART No.	Halldorson PART No.	Merit PART No.	Ram PART No.	
T2	50002	3-40	79D33-23	26549	A-3019	AU-604	A-8092
T3	50002	3-40	79D33-23	26549	A-3019	AU-604	A-8092

SPEAKER

ITEM No.	TYPE		REPLACEMENT DATA		NOTES	
	SIZE	FIELD	ADMIRAL PART No.	QUAM PART No.	ADMIRAL PART No.	NOTES
SP1	5 1/4"	PM	78C150-5①	52A2127.2	① Model 771	
SP2	5 1/4"	PM	78C150-5①	52A2127.2	② Two used. All Models except Model 771.	
SP3	5 1/4"	PM	78C150-5①	52A2127.2		
SP4	5 1/4"	PM	78C150-5①	52A2127.2		

PHONO CARTRIDGE

ITEM No.	REPLACEMENT DATA		REPLACEMENT DATA		REPLACEMENT DATA	
	ADMIRAL PART No.	ASIATIC PART No.	ELECTRO-VOICE PART No.	JENSEN PART No.	SONOTONE PART No.	NOTES
M1	40C34-1 (Includes Needles)	131TB	Not Req.	26S	Not Req.	

PHONO NEEDLE

(FOR REPLACEMENT IN ORIGINAL EQUIPMENT CARTRIDGE)

ITEM No.	REPLACEMENT DATA		REPLACEMENT DATA		REPLACEMENT DATA	
	ADMIRAL PART No.	CLEVITE PART No.	JENSEN PART No.	REMARKS	REMARKS	REMARKS
M2	88C16-1, or 88C95-2 1*	W-105TSS † or W-105TDS †*	S-71X † or S-71XSD †*	† Jewel	♦ Diamond	

MISCELLANEOUS

ITEM No.	PART NAME	ADMIRAL PART No.	NOTES
M3	Switch	77A68-1	
M4	Switch	408A1	Standard-Stereo (Rotary Water-Type)
M5	Motor	407C28	Off-On-Select (Part of Changer)

CABINETS & CABINET PARTS

(When Ordering Cabinets & Cabinet Parts, Specify Model, Chassis & Color)

NAME	PART No.	DESCRIPTION
Cabinet	35E501-2	Model 722
Cabinet	35E501-3	Model 723
Cabinet	35E501-4	Model 724
Cabinet	35E506-9	Model 729
Cabinet	35E502-2	Model SS722
Cabinet	35E502-3	Model SS723
Cabinet	35E502-4	Model SS724
Cabinet	35E507-9	Model SS729
Cabinet	35E510-1	Model 771
Handle	35E510-51	Model 722, SS722
Cabinet Leg	37D168-52	Models 723, SS723
Cabinet Leg	37D168-53	Models 724, SS724

WIRING DATA

General-use Unshielded Hook-up Wire	Use BELDEN No. 8530 (Solid) Available in Ten Colors
Power Cord	8524 (Stranded) Available in Ten Colors
Low-Loss Shielded Lead (Interconnecting)	Use BELDEN No. 1765-B (6 Ft. Length)
Phono Pick-up Arm Cable	1725-K (1 1/2 Ft. Length)
	Use BELDEN No. 8401
	Use BELDEN No. 8430 (Two Conductor - Twisted)