


# PHOTOFACT<sup>®</sup> with

# CIRCUITRACE<sup>®</sup>



TRADE NAME : General Electric Models P807G/H/S/T  
P808G/H/S/T

SUPPLIER : General Electric Company,  
Product Service, Radio Receiver Dept.  
1001 Broad Street, Utica, N. Y.

TYPE SET : 5 Transistor AM Receiver

POWER SUPPLY : 9 Volts DC

RATING : 28MA @ 9 VDC

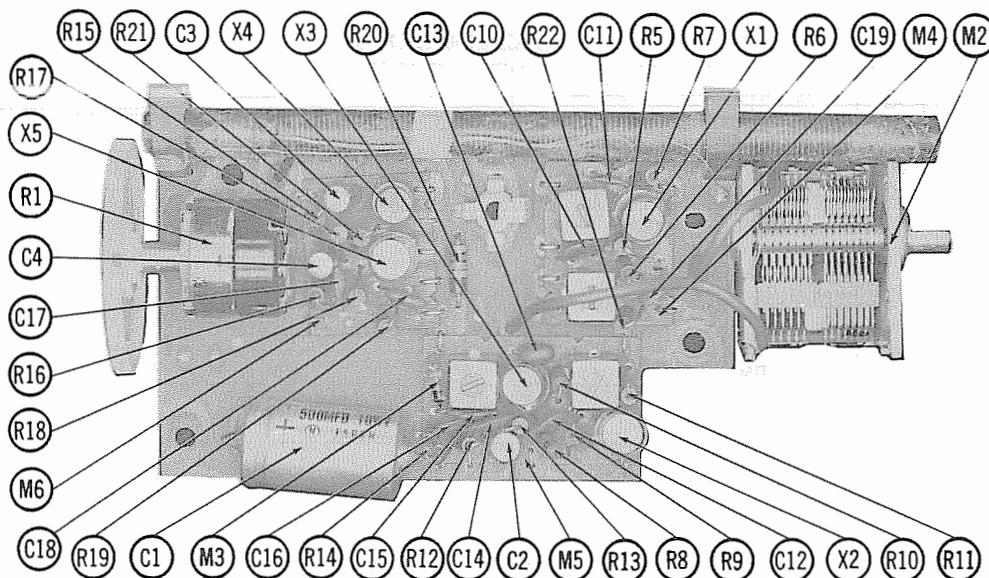
TUNING RANGE: BROADCAST 540 — 1630KC

## ALIGNMENT INSTRUCTIONS


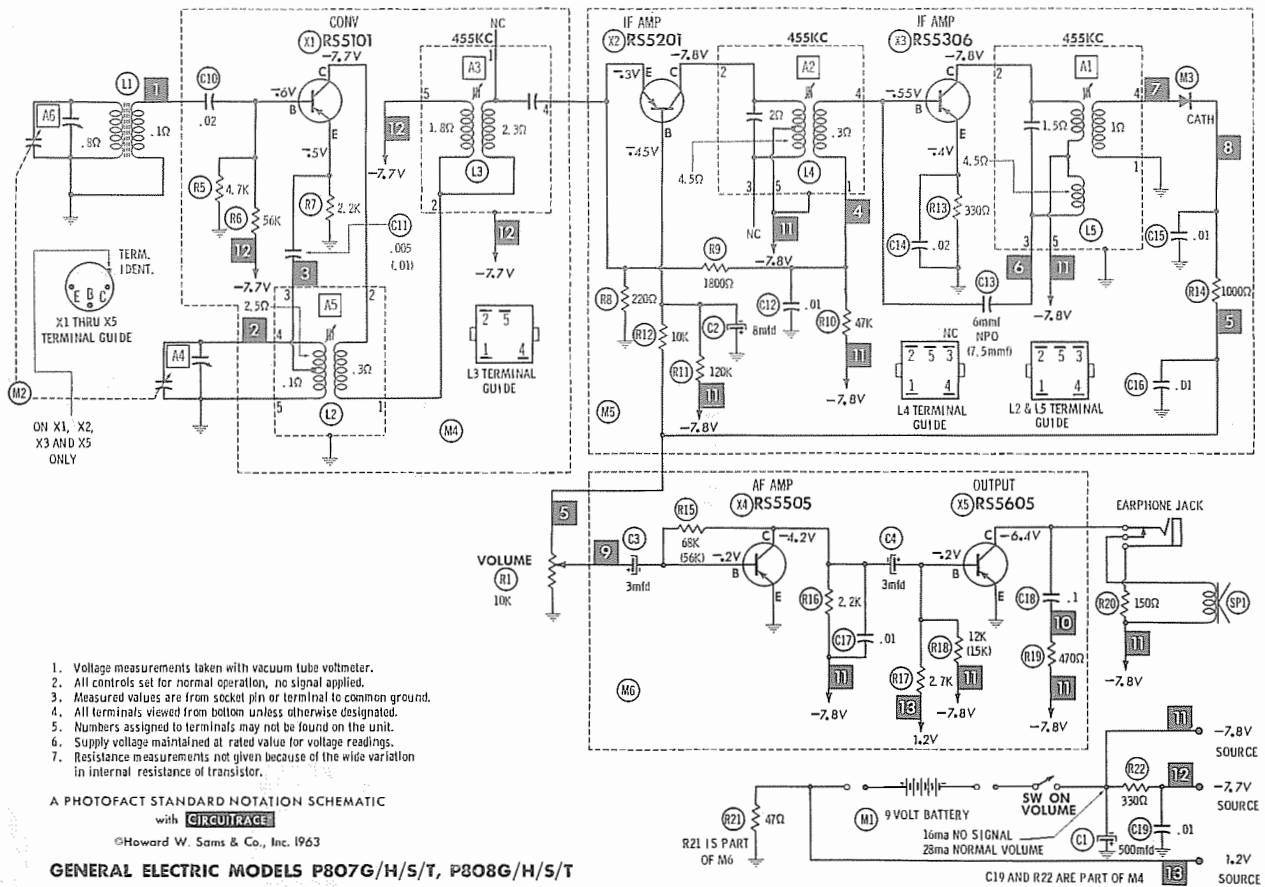
Check for specified source voltage.  
Fashion loop of several turns of wire and connect generator across loop.  
Adjust output of generator to radiate only enough signal into receiver to obtain a suitable indication.  
Suggested Alignment Tools:

A1 thru A6.....GENERAL CEMENT #5000, 5066, 8290  
WALSCO #2512, 2525, 2528

	SIGNAL GENERATOR FREQUENCY	RADIO DIAL SETTING	INDICATOR	ADJUST	REMARKS
1.	455KC (400% Mod.)	Tuning gang fully open.	Output Meter across voice coil.	A1, A2, A3	Adjust for maximum. Repeat as required.
2.	1630KC	"	"	A4	Adjust for maximum.
3.	600KC	Tune to Signal.	"	A5	Rock tuning gang and adjust for maximum. Repeat steps 2 and 3.
4.	1400KC	"	"	A6	Adjust for maximum.



HOWARD W. SAMS & CO., INC. Indianapolis 6, Indiana



# PARTS LIST AND DESCRIPTION

## WIRING DATA

General-use Unshielded Hook-up Wire .....	Use BELDEN No. 6530 (Solid 22AWG) 8524 (Stranded 22AWG) 8570 (Stranded 26AWG)	*Available In 12 Colors
---	---	-------------------------------

## TRANSISTORS

ITEM No.	ORIG. TYPE	USE	REPLACEMENT DATA			NOTES	G. E. PART No.
			DELCO PART No.	GENERAL ELECTRIC PART No.	RCA PART No.		
X1		Converter	DS-25	GE-1		PNP	RS-5101
X2		IF Amp.	DS-25	GE-1		PNP	RS-5201
X3		IF Amp.	DS-25	GE-1		PNP	RS-5306 †
X4		AF Amp.	DS-26	GE-2	2N406	PNP	RS-5505
X5		Output	DS-26	GE-2	2N408	PNP	RS-5605 *

† Alternate Part #RS-5301  
\* Alternate Part #RS-5602

## ELECTROLYTIC CAPACITORS

ITEM No.	RATING		REPLACEMENT DATA					SPRAGUE PART No.
	CAP.	VOLT.	AEROVOX PART No.	CORNELL-DUBILIER PART No.	GENERAL ELECTRIC PART No.	GENERAL INSTRUMENT PART No.	MALLORY PART No.	
C1	500	10	RS-4441 (113A7299-8)	BR500-12	MT1-5	BL1240	TT15X6 TT12X3 TT12X3	VL-1128 VL-1122 VL-1122
C2	8	12	BCD12008	ECPB407	MT1-5			
C3	3	12	BCD12003	ECPB403	MT1-5			
C4	3	12	BCD12003	ECPB403	MT1-5			

## FIXED CAPACITORS

ITEM No.	RATING	REMARKS	REPLACEMENT DATA					SPRAGUE PART No.
			AEROVOX PART No.	CENTRALAB PART No.	CORNELL-DUBILIER PART No.	ELMENDO PART No.	MALLORY PART No.	
C10	.02 25V		TTD-02	CK-203	H3		TA-120	TG-S20
C11	.005 25V	(.01) †	TTD-005	CK-502	H1		TA-250	TG-D50
C12	.01 25V		TTD-01	CK-103	H2		TA-110	TG-S10
C13	6 NPO	(7.5) †	NPO-DI 6.8	DTZ-6R8	C10V68	CC70-6R8	CNO-568	10TCC-V68
C14	.02 25V		TTD-02	CK-203	H3		TA-120	TG-S20
C15	.01 25V		TTD-01	CK-103	H2		TA-110	TG-S10
C16	.01 25V		TTD-01	CK-103	H2		TA-110	TG-S10
C17	.01 25V		TTD-01	CK-103	H2		TA-110	TG-S10
C18	.1 10V		TTD-1	CK-104	H6		TA-010	TG-P10
C19	.01 25V		TTD-01	CK-103	H2		TA-110	TG-S10

† Alternate Value.

## CONTROLS

All wattages 1/2 watt, or less, unless otherwise listed.

ITEM No.	USE	RESISTANCE	REPLACEMENT DATA			MALLORY PART No.
			G. E. PART No.	CENTRALAB PART No.	CLAROSTAT PART No.	
R1	Volume & Switch	10K	RS-4440		CTS-IRC	

## COILS (RF-IF)

ITEM No.	USE	REPLACEMENT DATA					NOTES
		G. E. PART No.	HERIT PART No.	MILLER PART No.	STANCOR PART No.	WORKMAN PART No.	
L1	Loopstick	RS-4442					① Part of M4
L2	AM Osc.						② Part of M5
L3	1st IF	①					
L4	2nd IF	②					
L5	3rd IF	③					
			BC-575	2067	RTC-9287		
			BC-576	2068	RTC-9288		

## SPEAKER

ITEM No.	TYPE	REPLACEMENT DATA		NOTES
		G. E. PART No.	QUAM PART No.	
SP1	3 1/2" Magnetic 550Ω	RB-1209		

## BATTERIES

ITEM No.	VOLTAGE	G. E. PART No.	REPLACEMENT DATA		NOTES
			BURGESS	EVEREADY	
M1	9V		206 (or H146)	216 (or E146)	MN1604 (or M-1604, TR-146)

## MISCELLANEOUS

ITEM No.	PART NAME	G. E. PART No.	NOTES
M2	Tuning Gang	RS-4438	
M3	Detector	RS-5801	
M4	Converter Circuit	RS-5802	
M5	IF Circuit	RS-5803	
M6	Audio Circuit		

## CABINETS & CABINET PARTS

(When Ordering Specify Model, Chassis & Color)

ITEM No.	ITEM	PART No.	ITEM	PART No.
Knob - Tuning		RS-4434	Cabinet - Model P807G	RB-1399
Knob - Volume		RS-4435	Cabinet - Model P808G	RB-1400