



PHOTOFACT[®] with

CIRCUITRACE[®]

TRADE NAME : Airline Models GEN-1702A, GEN-1703A, GEN-1704A, GEN-1705A, GEN-1802A, GEN-1803A, GEN-1804A, GEN-1805A, GEN-1806A


SUPPLIER : For Current Address, see Master Index

TYPE SET : 5-Transistor AM Receiver
(GEN-1800 Series has Clock)

POWER SUPPLY : 110 — 120 Volts AC, 60 Cycles

RATING : 10 Watts, 90 MA@117VAC (Less Clock-No Signal, Min. Volume)

TUNING RANGE : BROADCAST 540 — 1620KC



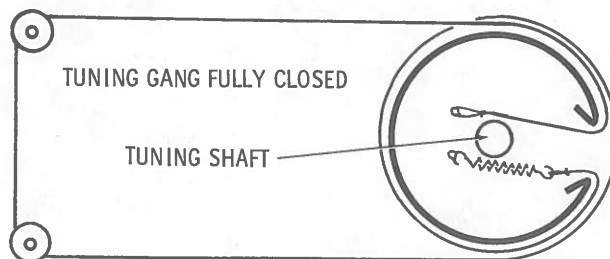
ALIGNMENT INSTRUCTIONS

Check for specified source voltage. Set Volume control at maximum.
Fashion loop of several turns of wire and connect generator across loop.
Adjust output of generator to radiate only enough signal into receiver to obtain a suitable indication.
Suggested Alignment Tools:

GENERAL CEMENT #9087.....WALSCO #2528

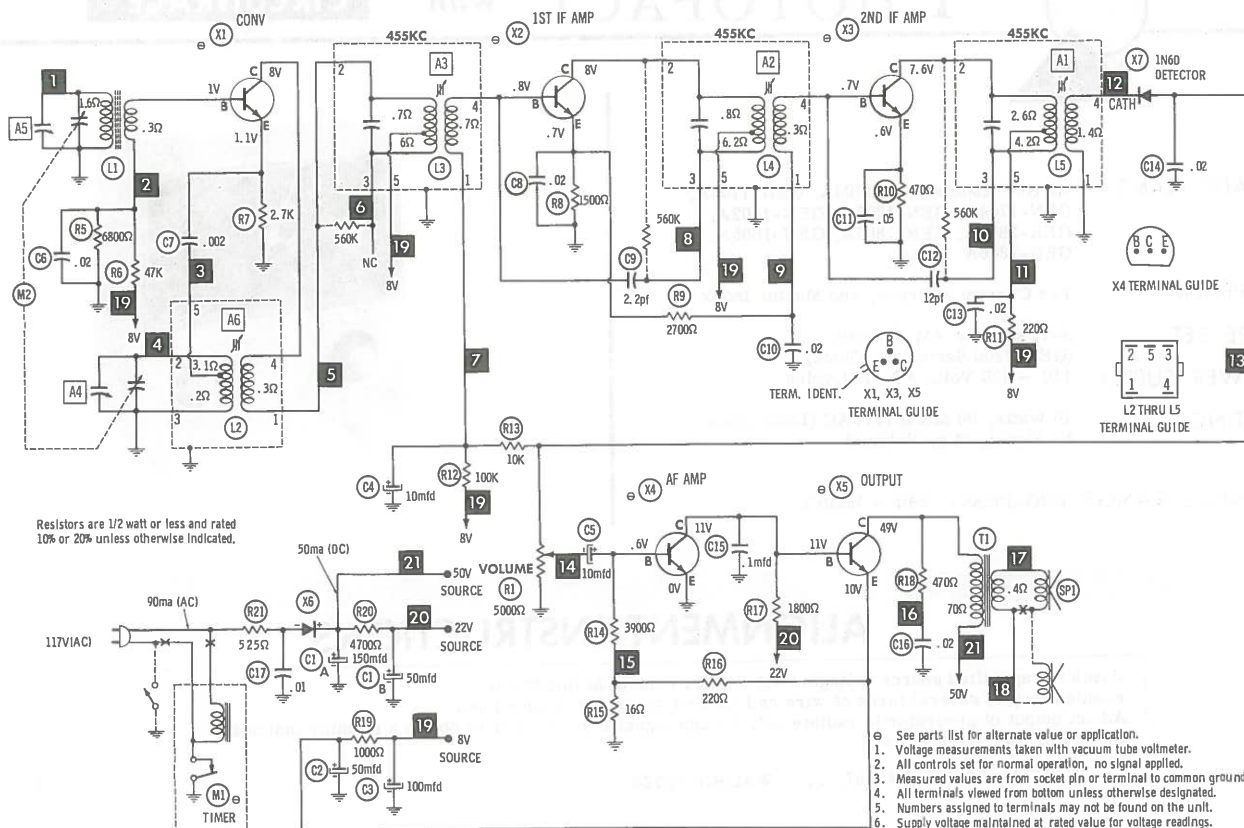
	GENERATOR FREQUENCY	DIAL SETTING	INDICATOR	ADJUST	REMARKS
1.	455KC (400v Mod.)	Tuning gang fully open.	Output Meter across Voice coil.	A1, A2, A3	Adjust for maximum. Repeat until no further improvement can be made.
2.	1620KC	"	"	A4	Adjust for maximum.
3.	1400KC	Tune to signal.	"	A5	Adjust for maximum.
4.	600KC	"	"	A6	Rock tuning gang and adjust for maximum. Repeat steps 2 thru 4 until no further improvement can be made.

DIAL CORD STRINGING



AIRLINE MODELS GEN-1702A/3A/4A/5A, GEN-1802A/3A/4A/5A/6A

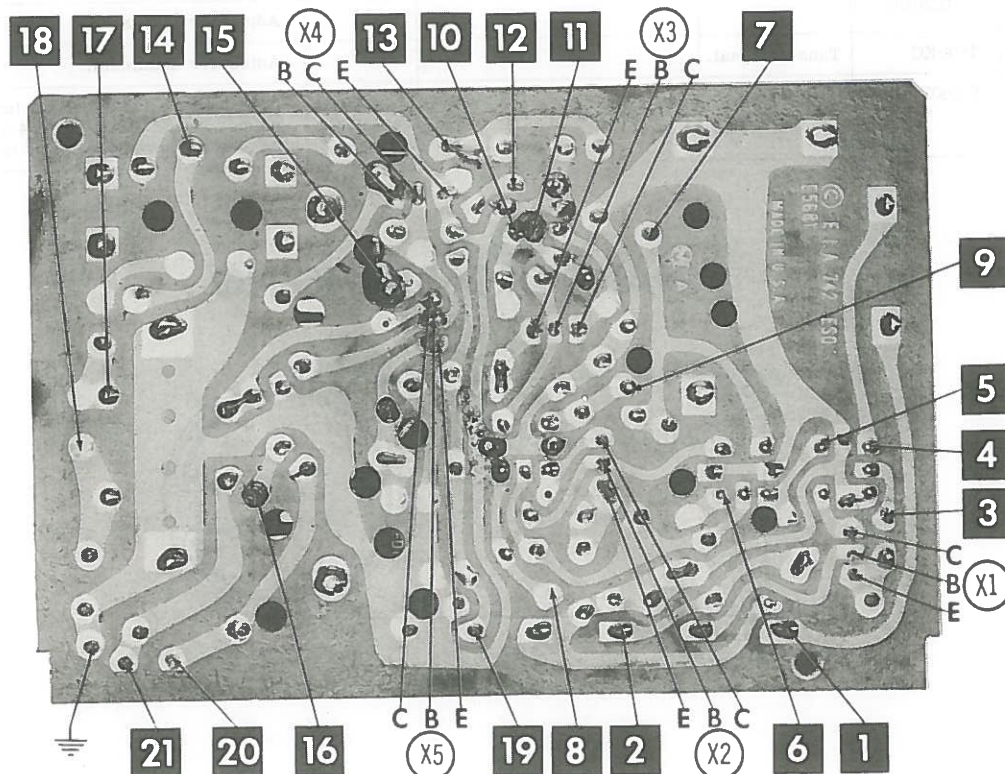
HOWARD W. SAMS & CO., INC. Indianapolis 6, Indiana


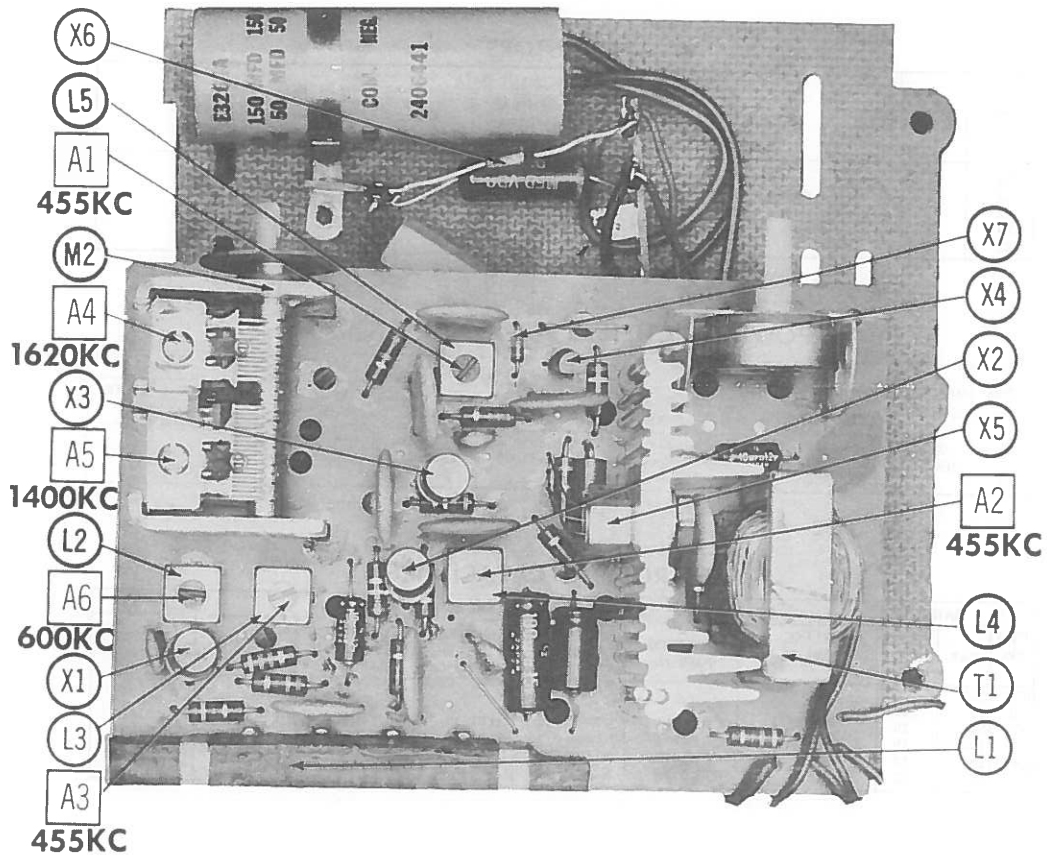


A PHOTOFACT STANDARD NOTATION SCHEMATIC
with CIRCUITRACE™

© Howard W. Sams & Co., Inc. 1965

**AIRLINE MODELS GEN-1702A/3A/4A/5A,
GEN-1802A/3A/4A/5A/6A**





PARTS LIST AND DESCRIPTION

TRANSISTORS

ITEM No.	ORIG. TYPE	USE	REPLACEMENT DATA			AIRLINE PART No.	NOTES
			DELCO PART No.	GENERAL ELECTRIC PART No.	RCA PART No.		
X1 X2 X3 X4 X5		Conv. 1st IF Amp. 2nd IF Amp. AF Amp. Output	DS-46	GE-5 GE-7 GE-7 GE-10		E2427 E2429 E2428 E2430 E2431	NPN NPN NPN NPN NPN

POWER RECTIFIERS & SIGNAL DIODES

ITEM No.	MEASURED CURRENT	ORIGINAL Part or Type No.	RECTIFIERS				DIODES
			GENERAL ELECTRIC PART No.	MALLORY PART No.	RCA PART No.	SARKES TARZIAN PART No.	GENERAL ELECTRIC PART No.
X6	50MA (DC)	E1410	1N1695 or GE-504	1N2070 or 1N3194	1N3194 or 1N2862	F4 or 40H	
X7		1N60					1N60

ELECTROLYTIC CAPACITORS

ITEM No.	RATING		REPLACEMENT DATA						
	CAP.	VOLT.	AIRLINE PART No.	AEROVOX PART No.	CORNELL-DUBILIER PART No.	GENERAL ELECTRIC PART No.	GENERAL INSTRUMENT PART No.	MALLORY PART No.	SPRAGUE PART No.
C1A	150	150	E3264		BBRD0183.7				
B	50	50							
C2	50	15	TVA-1206	CRE467A	NLW50-15	MT1-16	MLV50-15	TT15X50	TE-1160
C3	100	15	TVA-1207	CRE473A	NLW100-15	MT1-19	MLV100-15		TE-1162
C4	10	12		CRE407A	NLW10-15	MT1-5	MLV10-12	TT12X10	TE-1128
C5	10	12		CRE407A	NLW10-15	MT1-5	MLV10-12	TT12X10	TE-1128

FIXED CAPACITORS

ITEM No.	RATING	REMARKS	REPLACEMENT DATA					
			AEROVOX PART No.	CENTRALAB PART No.	CORNELL-DUBILIER PART No.	ELMENCO PART No.	MALLORY PART No.	SPRAGUE PART No.
C6	.02		TTD-02	CK-203	H3		TA120	TG-S20
C7	.002		TTD-02	DM-202	H3		TA120	TG-S20
C8	.02		TTD-02	CK-203	H3		CNO-522	10TCC-V22
C9	2.2 ± .25pf		NPO-DI 2.2	DTZ-2R2	C10V22C	CCTO-2R2	TA120	TG-S20
C10	.02		TTD-02	CK-203	H3		TA150	TG-S50
C11	.05		TTD-05	CK-503	H5		CNO412	10TCC-Q12
C12	12 10%			TCZ-12		CCTO-120	TA120	TG-S20
C13	.02		TTD-02	CK-203	H3		TA120	TG-S20
C14	.02		TTD-02	CK-203	H3		TA120	TG-S20
C15	.02		TTD-1	CK-104	H6		TA010	TG-P10
C16	.01		TTD-02	CK-203	H3		TA120	TG-S20
C17	.01		P488N-01	CK-103	H2		TA110	TG-S10

CONTROLS

All wattages 1/2 watt, or less, unless otherwise listed.

ITEM No.	USE	RESISTANCE	REPLACEMENT DATA				
			AIRLINE PART No.	CENTRALAB PART No.	CLAROSTAT PART No.	CTS-IRC PART No.	MALLORY PART No.
R1	Volume	5000Ω	E2586 ①	F2-5000 ②, SN104 ③		Q13-114 or (BU1 ①, CF60, SS14, DC1)*	RU53A ②, SL37, SN1000 ③

- ① Model GEN-1802A Part Number.
Part #E2587 used in Model GEN-1702A
Part #E2589 used in Models GEN-1704A/1705A
Part #E2594 used in Model GEN-1703A
Part #E2588 used in Model GEN-1804A/1805A/1806A
Part #E2595 used in Model GEN-1803A
② Use Original Mounting Bracket
③ File Flat
* "SNAPTROL"

RESISTORS (Power and Special)

ITEM No.	RATING	REPLACEMENT DATA			ITEM No.	RATING	REPLACEMENT DATA		
		IRC PART No.	WORKMAN PART No.	REMARKS			IRC PART No.	WORKMAN PART No.	REMARKS
R21	525Ω 10W 5%			E2313 ①					

① Airline Part Number.

PARTS LIST AND DESCRIPTION (CONTINUED)

TRANSFORMER (AUDIO OUTPUT)

ITEM No.	IMPEDANCE		REPLACEMENT DATA					NOTES
			AIRLINE	MERIT	STANCOR	THORDARSON	TRIAD	
	PRI.	SEC.	PART No.	PART No.	PART No.	PART No.	PART No.	
T1	1600Ω	4Ω	E1162					

COILS (RF-IF)

ITEM No.	USE	REPLACEMENT DATA					NOTES
		AIRLINE	MERIT	MILLER	STANCOR	WORKMAN	
		PART No.	PART No.	PART No.	PART No.	PART No.	
L1	Loopstick	E6057 ①					① Models GEN-1702A, 1802A . Part #E6060 used in all other Models.
L2	Osc.	E6181					
L3	1st IF	E6290	BC-574	2066	RTC-9266		
L4	2nd IF	E6291	BC-575	2067	RTC-9267		
L5	3rd IF	E6292	BC-576	2068	RTC-9268		

SPEAKER

ITEM No.	TYPE	REPLACEMENT DATA		NOTES
		AIRLINE	QUAM	
		PART No.	PART No.	
SP1	3 1/2" PM 3-4Ω	E1086B	3A05	Used in Model GEN-1802A
	3 1/2" PM 3-4Ω	E1083		Used in Models GEN-1702A, -1705A, -1805A, -1806A
	4" PM 3-4Ω	E1084		Used in Models GEN-1703A, GEN-1803A
	4" PM 3-4Ω	E1085		Used in Models GEN-1704A, GEN-1804A

MISCELLANEOUS

ITEM No.	PART NAME	AIRLINE PART No.	NOTES
M1	Timer	E1386 E1379 E1380 E1382 E1381	Model GEN-1802A Model GEN-1804A Model GEN-1805A Model GEN-1803A Model GEN-1806A
M2	Tuning Cap.	E3557 E3559 E3560	Models GEN-1802A, GEN-1702A Models GEN-1703A, GEN-1803A Models GEN-1704A, GEN-1705A, GEN-1804A, GEN-1805A, GEN-1806A

CABINETS & CABINET PARTS

(When Ordering Specify Model, Chassis & Color)

ITEM	PART No.	ITEM	PART No.
KNOBS		CABINET	
Volume - Models GEN-1702A/-1802A	E50684	Model GEN-1702A	E70488
Tuning - Models GEN-1702A/-1802A	E50673	Model GEN-1703A	E70490
Volume, Tuning -Models GEN-1703A GEN-1803A	E50677	Model GEN-1802A	E70489
Volume, Tuning -Models GEN-1704A, GEN-1804A	E50657	Model GEN-1803A	E70491
Volume, Tuning -Models GEN-1705A, GEN-1805A	E50654	Model GEN-1806A	E70502
SPEAKER CABINET, FRONT		CABINET TOP	
Models GEN-1705A/-1805A	E70498	Model GEN-1704A	E70493
SPEAKER CABINET, BACK		Model GEN-1705A	E70496
Models GEN-1705A/-1805A	E70497	Model GEN-1804A	E70494
BACK COVER		Model GEN-1805A	E70500
Model GEN-1702A	E5747	CABINET BOTTOM	
Model GEN-1703A	E5752	Model GEN-1704A/-1804A	E70492
Model GEN-1802A	E5748	Model GEN-1705A	E70495
Model GEN-1803A	E5753	Model GEN-1805A	E70499
Model GEN-1806A	E5754		

WIRING DATA

General-use Unshielded Hook-up Wire	Use BELDEN No.	8530 (Solid 22AWG)	Available
		8524 (Stranded 22AWG)	in
		8570 (Stranded 26AWG)	12 Colors

AIRLINE MODELS GEN-1702A/3A/4A/5A, GEN-1802A/3A/4A/5A/6A