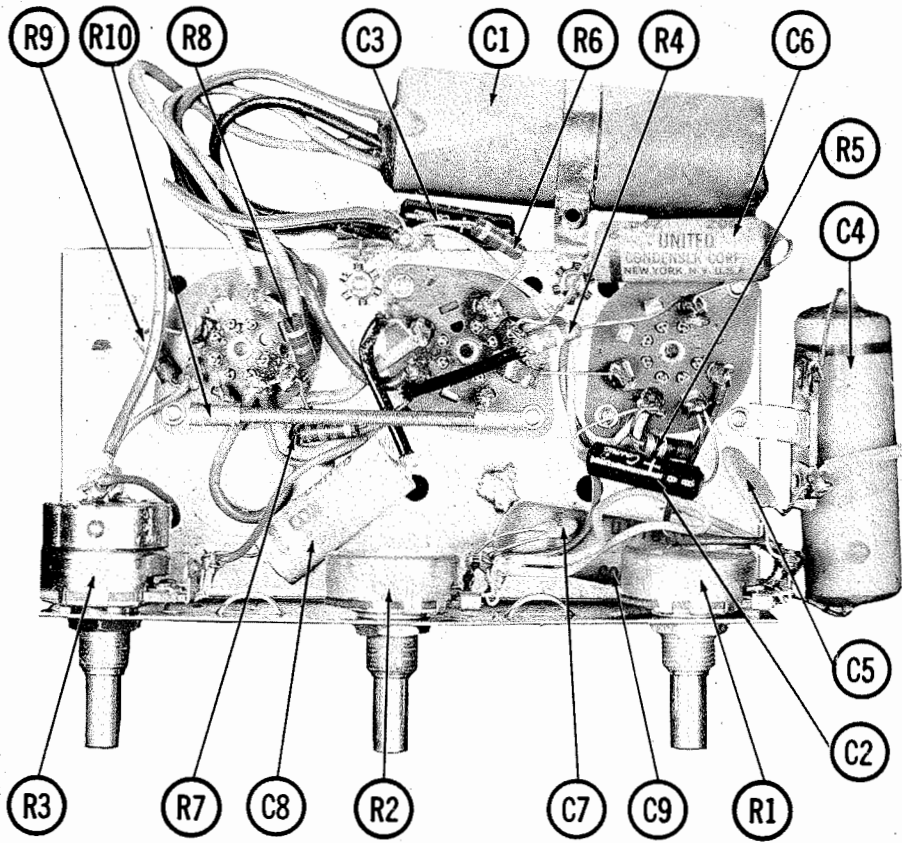


PARTS LIST AND DESCRIPTIONS TUBES

CBS • GENERAL ELECTRIC • RAYTHEON • SYLVANIA •		
ITEM No.	USE	TYPE
V1	AF Amplifier	12AV6 50C5
V2	Output	35W4

CHASSIS BOTTOM VIEW



ELECTROLYTIC CAPACITORS

RATING		REPLACEMENT DATA				
ITEM No.	CAP. VOL.	FANFARE PART No.	AEROVOX PART No.	CORNELL DUBILIER PART No.	MALLORY PART No.	SPRAGUE PART No.
C1A	40 150		PRS3650	BBRT-44215	WT217	TVA-3451
B	40 150					
C	20 150					
C2	15 12		XPP-12015	NLW25X15	ML15-25	TE-1129
C3	15 12		XPP-12015	NLW25X15	ML15-25	TE-1129

① Some versions may use 10mfd in this application.

FIXED CAPACITORS

Capacity values given in the rating column are in mfd. for Paper Capacitors, and in mmfd. for Mica and Ceramic Capacitors.

RATING		REPLACEMENT DATA				
ITEM No.	REMARKS	AEROVOX PART No.	CENTRALAB PART No.	CORNELL DUBILIER PART No.	ELMOCO PART No.	SPRAGUE PART No.
C4	25 400V	P488N-25	DD-103	CUB4P25	4DP-5-254	4TM-P25
C5	10000	BPD-01	DD-103	BYA10S1	CCD-103	5HK-S10
C6	.047 200V	P288N-047	DD-102	CUB8N-047	4DP-3-473	2TM-847
C7	1000	BPD-101	DD-102	BYA10D1	CCD-102	5HK-D10
C8	.1 200V	P288N-1	DF-104	CUB2P1	2DP-3-104	2TM-F1
C9	.05 600V	P288N-05	DF-503	CUB6S5	6DP-3-503	6TM-S5

Note 1. Jumper connected across C4 when AC phono is used.

CONTROLS

RATING		REPLACEMENT DATA			
ITEM No.	RESIST. WATTS	FANFARE PART No.	CENTRALAB PART No.	CTS-IRC PART No.	MALLORY PART No.
R1A	2meg	52405	B-76	A47-2meg-Z	Q13-139
B	500K	52508	Not Req.	FS-3	Not Req.
R2A	500K		B-59	A47-500K-S	Q11-133
B	25K		Not Req.	FS-3	Not Req.
R3A	25K	52701	B-25	A47-25K-W	Q13-120
B	Switch		Not Req.	FS-3	Not Req.
C			KR-1	SWE-12	76-1

RESISTORS

All wattages 1/2 watt, or less, unless otherwise listed.

RATING		REMARKS		RATING	
ITEM No.	RESIST. WATTS	FANFARE PART No.	CENTRALAB PART No.	ITEM No.	RESIST. WATTS
R4	470K			R10	2750 8W
R5	10K				
R6	150Ω				

TRANSFORMER (AUDIO OUTPUT)

IMPEDANCE		REPLACEMENT DATA			
ITEM No.	PRI. SEC.	FANFARE PART No.	Holldorson PART No.	Merit Ram PART No.	Thordorson PART No.
T1	2400Ω 3-4Ω	0T59	24553	A-3025	AU805
				A-3332	24553

SPEAKER


ITEM No.	REPLACEMENT DATA		TYPE	QUAM PART No.		NOTES
	FANFARE PART No.	QUAM PART No.		1025	4A1	
SPI	4"	PM	3-4Ω	1025	4A1	Parallel & Phase
SP2	4"	PM	3-4Ω	1025	4A1	

WIRING DATA

General-use Unshielded Hook-up Wire Use BELDEN No. 8530 (Solid) Available in Ten Colors
8524 (Stranded) Available in Ten Colors
Power Cord Use BELDEN No. 1765-B (6 Ft. Length)
1725-K (7½ Ft. Length)

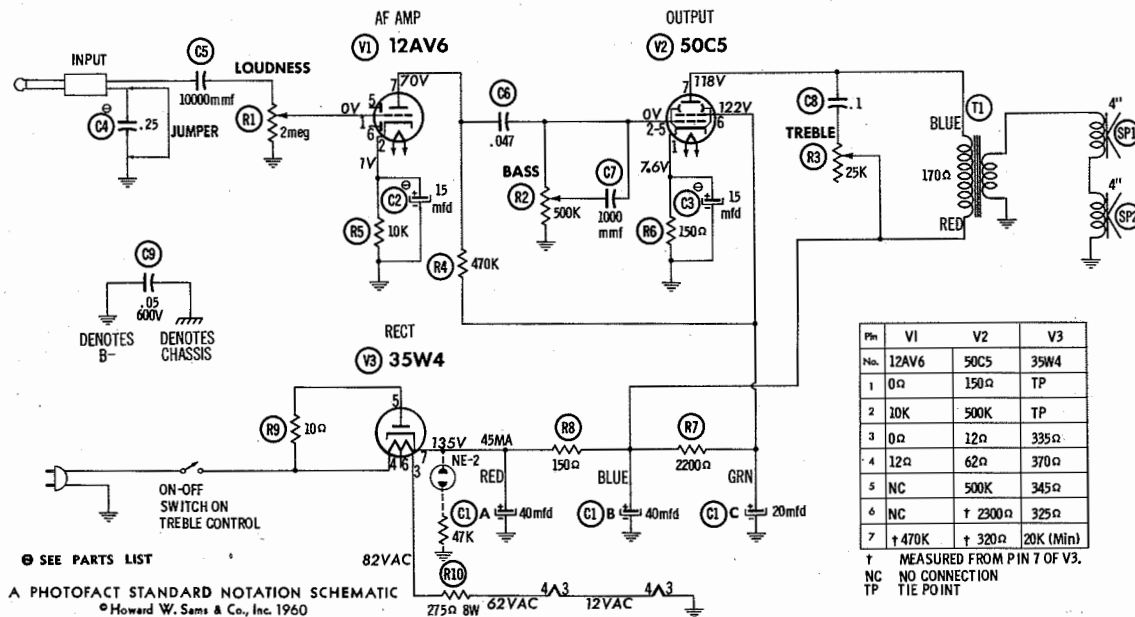


FANFARE
MODEL ST-4



FANFARE
MODEL ST-4

TRADE NAME	Fanfare Model ST-4
MANUFACTURER	Fanon Electronic Sales Corp., 919 Park Place, Brooklyn 13, N. Y.
TYPE SET	AC Operated 3 Tube Audio Amplifier
POWER SUPPLY	110-120 Volts AC, 60 Cycles
RATING	24 Watts, .27 Amp. @117 Volts AC



HOWARD W. SAMS & CO., INC. Indianapolis 6, Indiana

The listing of any available replacement part herein does not constitute in any case a recommendation, warranty or guaranty by Howard W. Sams & Co., Inc., as to the quality and suitability of such replacement part. The numbers of these parts have been compiled from information furnished to Howard W. Sams & Co., Inc., by the manufacturers of JX513

the particular type of replacement part listed. Reproduction or use, without express permission, of editorial or pictorial content, in any manner, is prohibited. No patent liability is assumed with respect to the use of the information contained herein. © 1960 Howard W. Sams & Co., Inc., Indianapolis 6, Indiana. Printed in U.S. of America