

PHOTOFACT SET
873
CONTENTS
MARCH
1967

--- Published for all users of Howard W. Sams' PHOTOFACT Folders ---

| TRADE NAME AND MODEL | SET AND FOLDER NO. | TRADE NAME AND MODEL | SET AND FOLDER NO. |
|----------------------|--------------------|----------------------|--------------------|
|----------------------|--------------------|----------------------|--------------------|

TELEVISION RECEIVERS

OTHER EQUIPMENT

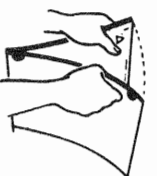
| | | | |
|--|--|--|--|
| AIRLINE | | ARVIN | |
| GEN-1966C, 63-1966 | | Chassis 1.24201/501, 1.27901, 1.95601, 1.98501/601 | |
| 873-1 | | 873-4 | |
| PENNGREST | | BSR | |
| 4326A-48, 4327A-48, 4328A-46 | | UA50 Series (Record Changer) | |
| 873-2 | | 873-5 | |
| PILOT | | PHILCO | |
| C305, C315, C325, C335, C345, C385, 25T25, 25T35, 25T45, 25T75 | | P713BK/WH, P935BK/WH | |
| 873-3 | | 873-6 | |
| AM-FM-FM Stereo Receiver | | RCA VICTOR | |
| 873-3-A | | Chassis RS-226A | |
| | | 873-7 | |
| | | TRUESTONE | |
| | | WEG5743A-76/45A-76/ 47A-76 | |
| | | 873-8 | |

IN THIS ISSUE:

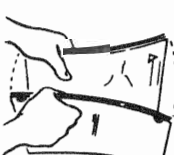
Special Equipment Data on models or special equipment not covered in standard PHOTOFACT Folders. Schematic and supplementary data included here will be of valuable help to you in servicing this equipment.

DELMONICO
RADIO-PHONO
MODELS
1235FX, 1236, 1246
CHASSIS
23852, SE2805

OPEN WIRE-SEALED
FOLDER LIKE THIS:



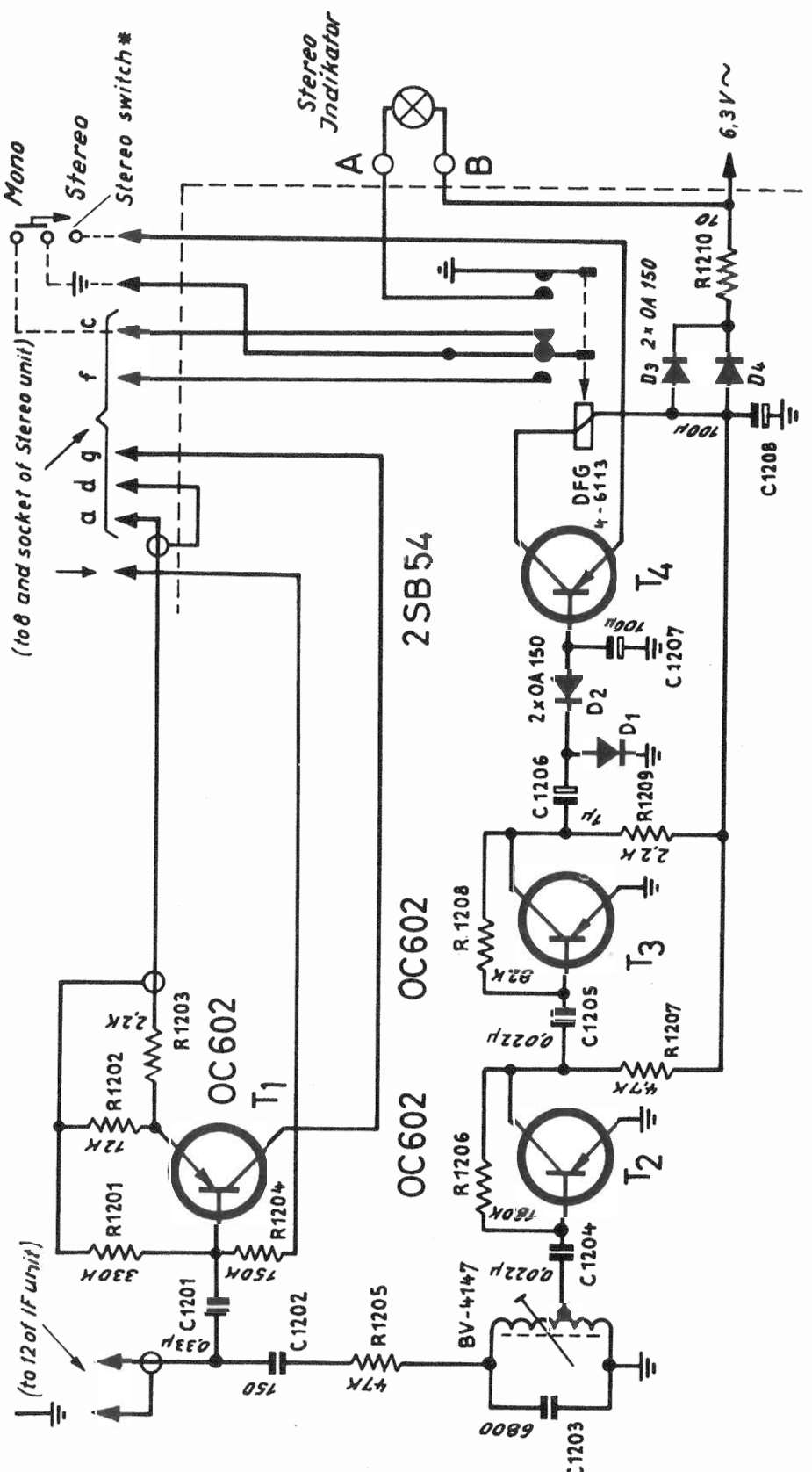
1 Take hold of the Set with both hands. Place your thumbs directly under the wire-seal; then, divide the contents equally by putting your thumbs midway through the thickness of the set. Now, pull the two sections apart firmly.

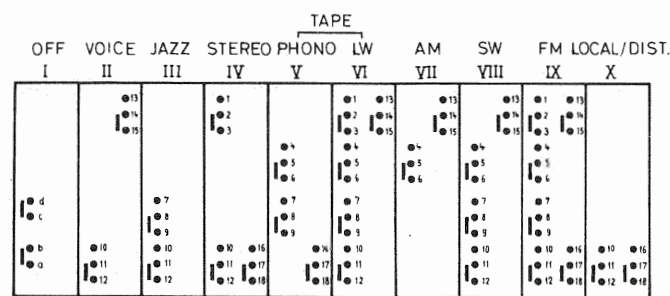
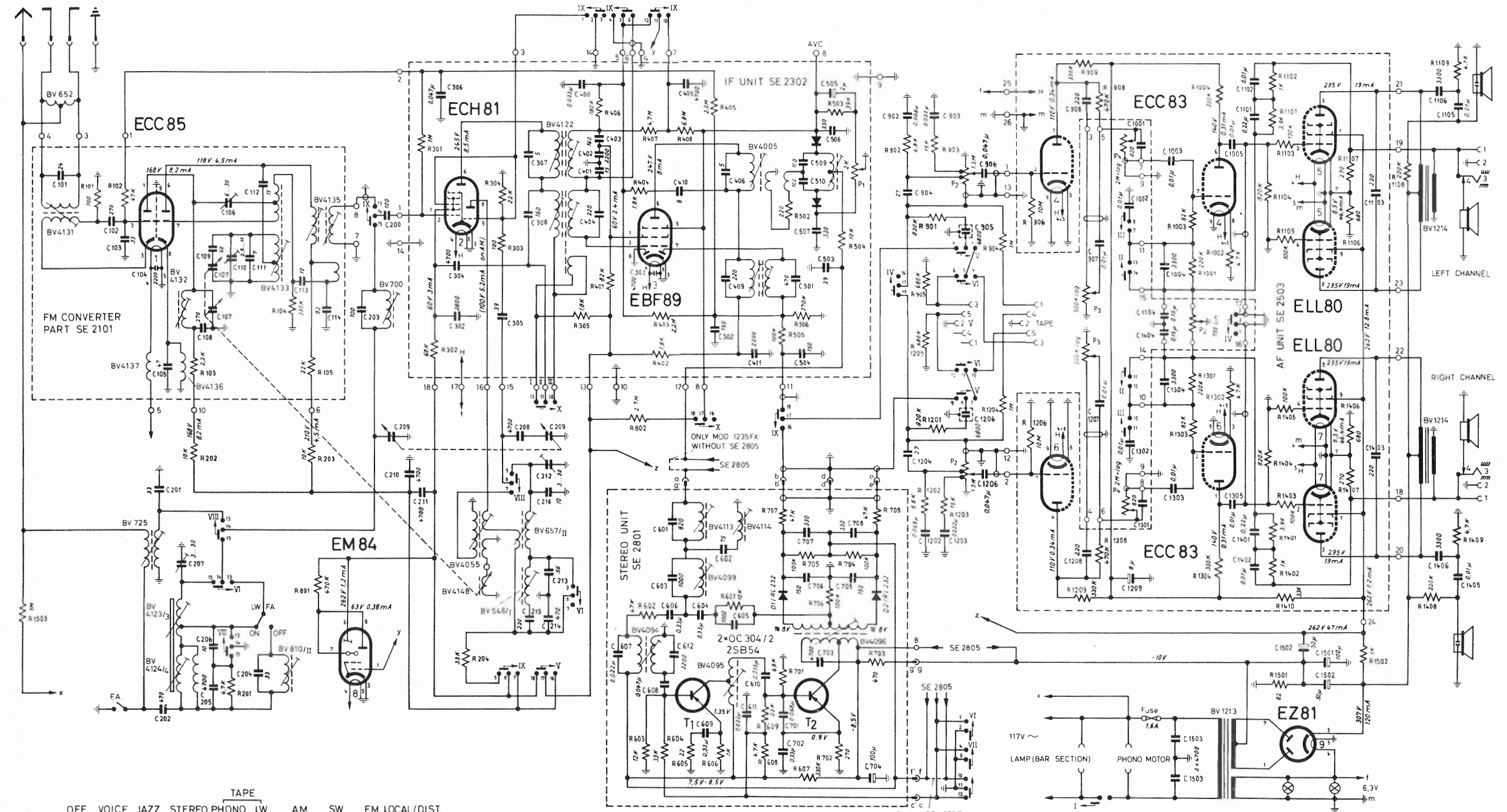


2 Remove the wire-seals remaining in the one section; this can easily be done with your fingernail or any sharp instrument.

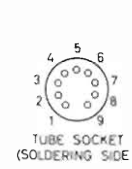
STEREO ADAPTER CHASSIS SE2805

COURTESY OF DELMONICO INTERNATIONAL CORP.

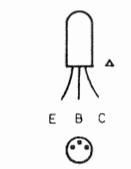




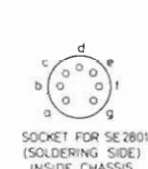
POSITION SHOWN "OFF"



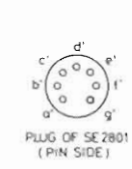
TUBE SOCKET (SOLDERING SIDE)



TRANSISTOR LEADS



SOCKET FOR SE 2801 (SOLDERING SIDE) INSIDE CHASSIS



PLUG OF SE 2801 (PIN SIDE)

VOLTAGES AND CURRENTS CHECKED WITH 50KΩ/V TESTER AND ELECTRONIC VOLTMMETER ON FM WITH NO SIGNAL APPLIED
 P₂, P₃, P₄ - TWIN POT.
 MODIFICATIONS RESERVED!
 MOD 1236 - WITH STEREO Matic SE 2805, ADDITIONAL WIRING DIAGRAM AD4-1404.