

## PARTS LIST AND DESCRIPTION

## TUBES

◆ AMPEREX ◆		◆ GENERAL ELECTRIC ◆		◆ RCA ◆		◆ RAYTHEON ◆		◆ SYLVANIA ◆	
ITEM No.	USE	TYPE		ITEM No.		USE		TYPE	
V1	Converter	12BE6		V4		Output Rectifier		50C5	
V2	IF Amp.	12BA6		V5				35W4	
V3	Det.-AVC-AF Amp.	12AV6							

## TRANSFORMER (AUDIO OUTPUT)

ITEM No.	IMPEDANCE		REPLACEMENT DATA				NOTES
	PRI.	SEC.	CAMEO PART No.	MERIT PART No.	STANCOR PART No.	THORADSON PART No.	
T1	3100Ω	3-4Ω	46700-8	A-3025	A-3332	22522①	① Cut & Tape Top.

## ELECTROLYTIC CAPACITORS

ITEM No.	RATING		REPLACEMENT DATA				NOTES
	CAP.	VOLT.	CAMEO PART No.	AEROVOX PART No.	CORNELL-DUBILIER PART No.	GENERAL INSTRUMENT PART No.	
C1A	50	150	43711-8	PWE2-15-05	BPC040	XCC-21 ①	
C1B	A30	150				TMD-2105 ①	PFL-2432

① Use printed circuit adapters.

## FIXED CAPACITORS

ITEM No.	RATING	REMARKS	REPLACEMENT DATA				SPRAGUE PART No.
			CAMEO PART No.	AEROVOX PART No.	CENTRALAB PART No.	CORNELL-DUBILIER PART No.	
C2	.02		BPD-02	DD-203	BYAES2	CCD-203	5EK-S20
C3	.01		BPD-01	DD-103	BYA1051	CCD-103	5EK-S10
C4	47	N4700					
C5	.02		BPD-02	DD-203	BYAES2	CCD-203	5EK-S20
C6	.002		BPD-002	DD-202	BYA10D2	CCD-202	5EK-D20

① Used in Model 14N18-03.

## CONTROLS

All wattages 1/2 watt, or less, unless otherwise listed.

ITEM No.	USE	RESISTANCE	REPLACEMENT DATA				MALLORY PART No.
			CAMEO PART No.	CENTRALAB PART No.	CLAROSTAT PART No.	CTS-IRC PART No.	
R1	Volume, Switch	500K	95100-20 ①	F2-500K ②, SU204, RT-1 or (B-40) ③, (RT-1)	A47-500K-Z ② FS-3 SWE-12	B13-133 ②, TM5, 76-1 ③, or (BU11) ④, CF25, SS6, GC*	TA55A ②, US-26 or RU55A ②, SL37, SL3500, US-41 or (U455A) ②, SL3500, US-41
R2	Tone	500K	98700-1 ⑤	F2-500K ②, SU204 or (B-40) ③	A47-500K-Z ② FS-3	B13-133 ②, TM5 or (BU11) ④, CF25, SS1, DC1	TA55A ② or RU55A ②, SL37, SF1000 or (U455A) ②, SF1000

① Model 54N18-03 uses Part #95100-8 ② Use original mounting bracket ③ Use base element with "PC" terminals ④ Use switch with metal housing. ⑤ Used in Model 14N18-03.

## COILS (RF-IF)

ITEM No.	USE	REPLACEMENT DATA				NOTES
		CAMEO PART No.	MERIT PART No.	MILLER PART No.	STANCOR PART No.	
L1	Loop Ant.	66741-32 ① ②				① Includes Rear Cover. ② Part #66741-31 used in Model 14N18-03.
L2	AM Osc.	43644-7	7753	16-PC9	RTC-8683	
L3	Input IF	(97712-1)	BC-356	16-PC10	T646	
L4	Output IF	(97712-2)	BC-357	16-PC10	T647	

CABINETS & CABINET PARTS  
(When Ordering Specify Model, Chassis & Color)

ITEM No.	ITEM	PART No.	ITEM	PART No.	ITEM	PART No.
	Dial Glass Pointer	54N18-03		66830-5		Knob, Volume
	Knob, Tuning	54N18-03		67900-133		Cabinet, Beige
	Knob, On/Off, Volume	14N18-03		67898-1		Cabinet, Walnut
				67883-8		54N18-03

## WIRING DATA

General-use Unshielded Hook-up Wire ..... Use BELDEN No. 8530 (Solid) Available in 12 Colors 8524 (Stranded) Available in 12 Colors  
Power Cord ..... Use BELDEN No. 17106 (Plastic) or 17128 (Rubber) - 6 Ft.  
Power Cord (Interlock Type) ..... Use BELDEN No. 17108 (Plastic) or 17129 (Rubber) - 9 Ft.  
Power Cord (Interlock Type) ..... Use BELDEN No. 8874 (Rubber) or 8895 (Plastic)



The listing of any available replacement part herein does not constitute in any case a recommendation, warranty or guaranty by Howard W. Sams & Co., Inc., as to the quality and suitability of such replacement part. The numbers of these parts have been compiled from information furnished to Howard W. Sams & Co., Inc., by the manufacturers of the particular type of replacement part listed. MG728R

HOWARD W. SAMS &amp; CO., INC. Indianapolis 6, Indiana

Reproduction or use, without express permission, of editorial or pictorial content, in any manner, is prohibited. No patent liability is assumed with respect to the use of the information contained herein. © 1964 Howard W. Sams & Co., Inc., Indianapolis 6, Indiana. Printed in U. S. of America

DATE 10-64


SET 721 FOLDER 6

CAMEO MODELS  
14N18-03, 54N18-03

## SET 721 FOLDER 6

PHOTOFACT® Folder

with CIRCUITRACE™



## CAUTION

ONE SIDE OF AC LINE CONNECTED TO CHASSIS

TRADE NAME: Cameo Models 14N18-03 (Ch. 3.86701), 54N18-03 (Ch. 3.86801) Clock  
SUPPLIER: For Current Address, See Master Index.  
TYPE SET: 5 Tube AM Receiver  
POWER SUPPLY: 105-120 Volts AC-DC (Clock Version AC Only)  
TUNING RANGE: BROADCAST 535-1620KC

RATING: 26 Watts, .27 Amp. @ 117 Volts AC

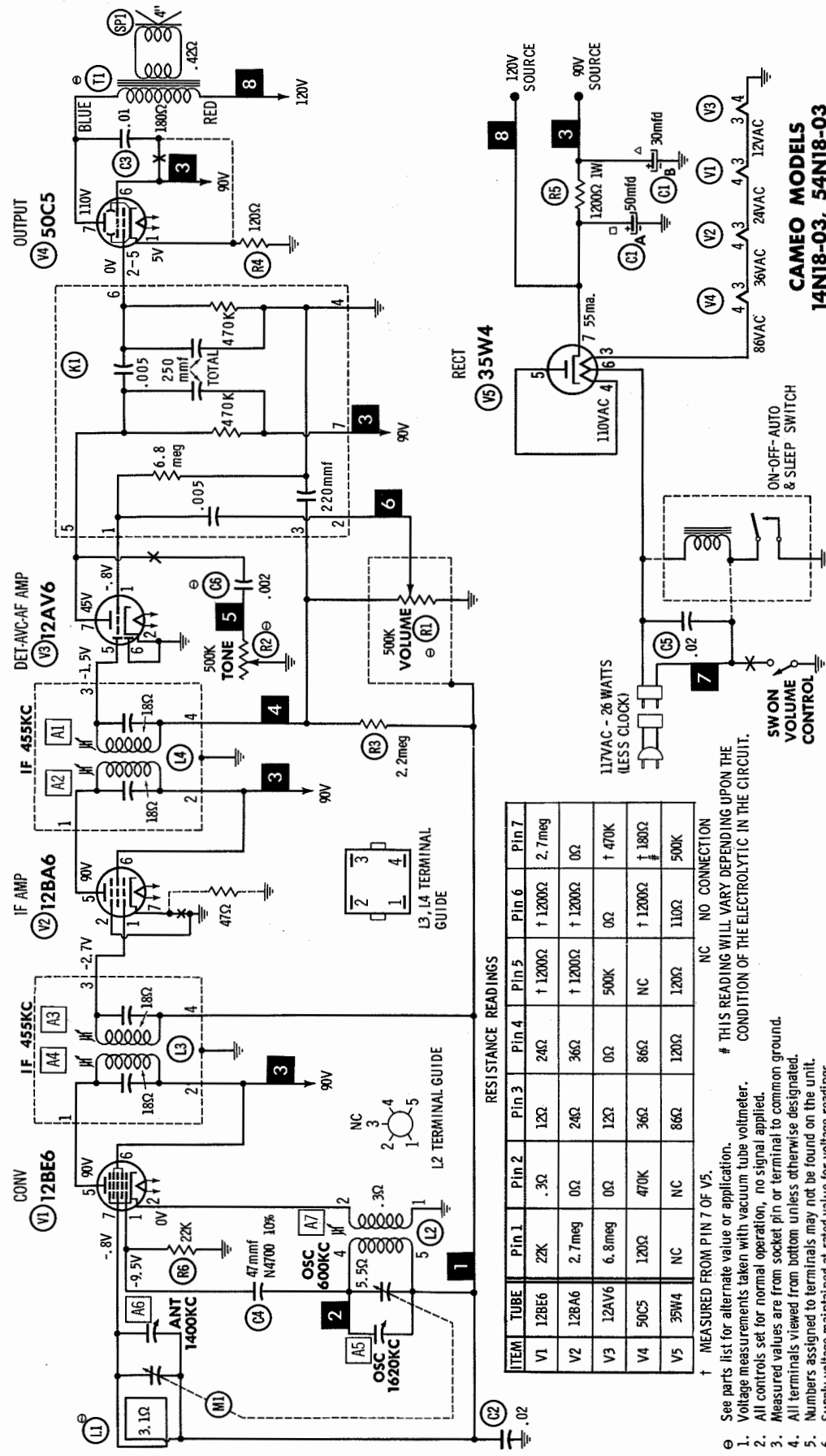
## ALIGNMENT INSTRUCTIONS

Use isolation transformer, if available, and maintain line voltage at 117 volts. Set Volume control at maximum. Fashion loop of several turns of wire and connect generator across loop. Adjust output of generator to radiate only enough signal into receiver to obtain a suitable indication. Suggested Alignment Tools: A1 thru A4, A7 ... GENERAL CEMENT: 8806, 8606L, 8869 WALSCO: 2543, 2544, 2588 A5, A6 ... GENERAL CEMENT: 8868, 9087, 9089 WALSCO: 2528, 2541, 2587

GENERATOR FREQUENCY	DIAL SETTING	INDICATOR	ADJUST	REMARKS
1. 455KC (400v Mod.)	Tuning gang fully open.	Output Meter across Voice coil.	A1, A2 A3, A4	Adjust for maximum. Repeat until no further improvement can be made.
2. 1620KC	"	"	A5	Adjust for maximum.
3. 1400KC	Tune to signal.	"	A6	Adjust for maximum.
4. 600KC	"	"	A7	Rock tuning gang and adjust for maximum. Repeat steps 2 thru 4 until no further improvement can be made.

CAMEO MODELS  
14N18-03, 54N18-03


## SET 721 FOLDER 6



**CAMEO MODELS**  
**14N18-03, 54N18-03**

A Howard W. Sams **CIRCUITRACE**<sup>®</sup> Photo

ARROWS INDICATING TUBE LOCATIONS ARE  
POINTING TO PIN 1 UNLESS OTHERWISE INDICATED



**CAMEO MODELS**  
**14N18-03, 54N18-03**