


PHOTOFACT* Folder



AIRCATTLE
MODELS 652.5T5E, V

AIRCATTLE
MODELS 652.5T5E, V



VOLUME
CONTROL
ON-OFF
SWITCH

TUNING

AIRCATTLE
MODELS 652.5T5E, V

TRADE NAME	Aircastle Models 652.5T5E, V					
SUPPLIER	Spiegel, Inc., 1061 W. 35th. St., Chicago, 9, Ill.					
TYPE SET	AC-DC Operated AM Superheterodyne Receiver					
TUBES (Five)	Types 12BE6 Conv., 12BA6 IF Amp., 12AT6 Det.-AVC-AF Amp., 50C5 Output, 35W4 Rectifier					
POWER SUPPLY	105-120 Volts AC-DC		RATING .22 Amp. @ 117 Volts AC			
TUNING RANGE—BROADCAST	535KC-1620KC					
ALIGNMENT INSTRUCTIONS—READ CAREFULLY BEFORE ATTEMPTING ALIGNMENT						
Volume control should be at maximum position. Output of signal generator should be no higher than necessary to obtain an output reading. Use an insulated alignment screwdriver for adjusting.						
To set pointer, turn tuning capacitor fully closed and set pointer to last reference mark at low frequency end of dial.						
With tuning gang fully closed set dial pointer 1/4" to left of low frequency index mark on cabinet.						
DUMMY ANTENNA	SIGNAL GENERATOR COUPLING	SIGNAL GENERATOR FREQUENCY	RADIO DIAL SETTING	OUTPUT METER	ADJUST	REMARKS
.1MFD	High side to pin 7 (grid) of 12BE6 (V1). Low side to chassis.	455KC (400%Mod)	Tuning gang fully open	Across voice coil	A1, A2, A3, A4	Adjust for maximum output. If isolation transformer is not used, reduce dummy antenna to .001MFD to reduce hum modulation.
	Loop	1620KC	"	"	A5	Fashion loop of several turns of wire and radiate signal into loop of receiver . Adjust for maximum output.
	"	1400KC	Tune to 1400KC signal	"	A6	"

HOWARD W. SAMS & CO., INC. • Indianapolis 5, Indiana

"The listing of any available replacement part herein does not constitute in any case a recommendation, warranty or guaranty by Howard W. Sams & Co., Inc., as to the quality and suitability of such replacement part. The numbers of these parts have been compiled from information furnished to Howard W. Sams & Co., Inc., by the manufacturers of the particular type of replacement part listed."

"Reproduction or use, without express permission, of editorial or pictorial content, in any manner, is prohibited. No patent liability is assumed with respect to the use of the information contained herein. Copyright 1954 by Howard W. Sams & Co., Inc., Indianapolis 5, Indiana, U. S. of America. Copyright under International Copyright Union. All rights reserved under Inter-American Copyright Union (1910) by Howard W. Sams & Co., Inc." Printed in U. S. of America

DATE 12-54


SET 260

FOLDER 4

PARTS LIST AND DESCRIPTIONS
TUBES (SYLVANIA, GENERAL ELECTRIC, WESTINGHOUSE)

AIRCASTLE
MODEL 652.5T3E

CHASSIS—TOP VIEW



CAPACITORS

Capacity values given in the rating column are in mfd. for Electrolytic and Paper Capacitors, and in mmfd. for Mica and Ceramic Capacitors.

ITEM No.	USE	REPLACEMENT DATA			NOTES
		AIRCRAFTLE PART No.	STANDARD REPLACEMENT	REMARKS	
V1	Converter	12BE6	12BE6	7CH	
V2	IF Amplifier	12BA6	12BA6	7BK	
V3	Det.-AVC-AF Amp	12AT6	12AT6	7BT	
V4	Output	50C5	50C5	7CV	
V5	Rectifier	35W4	35W4	5BQ	

ITEM No.	RATING	CAP.	VOLTS	REPLACEMENT DATA			NOTES
				AIRCRAFTLE PART No.	AEROVOX PART No.	CENTRALAB PART No.	
C1A	40	150	150	CE1000	PR8150/40-40	BBRT44215	Red
C1B	40	150	150				Blue
C2	20	150	400				Yellow
C3	270	.05	400				
C4	270	.01	600				
C5	270	.01	600				
C6	270	.01	600				
C7	10000	.05	600				
C8	10000	.05	600				
C9	10000	.1	400				

CONTROLS

ITEM No.	RATING	RESISTANCE	WATTS	REPLACEMENT DATA			INSTALLATION NOTES
				AIRCRAFTLE PART No.	IRC PART No.	CENTRALAB PART No.	
RIA	500kΩ	1/2	1/2	VC-51	Q13-133	RSK-60-S	Volume
B	500kΩ	1/2	1/2	Not Req.	Not Req.	Not Req.	Attach to RIA
C	Switch			Not Req.	Not Req.	US-26	

RESISTORS

ITEM No.	RATING	OHMS	WATT	REPLACEMENT DATA			NOTES
				AIRCRAFTLE PART No.	IRC PART No.	NOTES	
R2	22KΩ	1	1				
R3	220Ω	1	1				
R4	2.2Meg	1	1				
R5	4.7Meg	1	1				
R6	220KΩ	1	1				

Note 1. Some versions may use a 68Ω resistor in this application.
Note 2. Some versions may use a 18Ω resistor in this application.

TRANSFORMER (AUDIO OUTPUT)

ITEM No.	IMPEDANCE	REPLACEMENT DATA			NOTES
		AIRCRAFTLE PART No.	Stancor PART No.	Merit PART No.	
T1	2.7KΩ 3.3Ω		A-3332	A-3025	

PARTS LIST AND DESCRIPTIONS (Continued)

SPEAKER

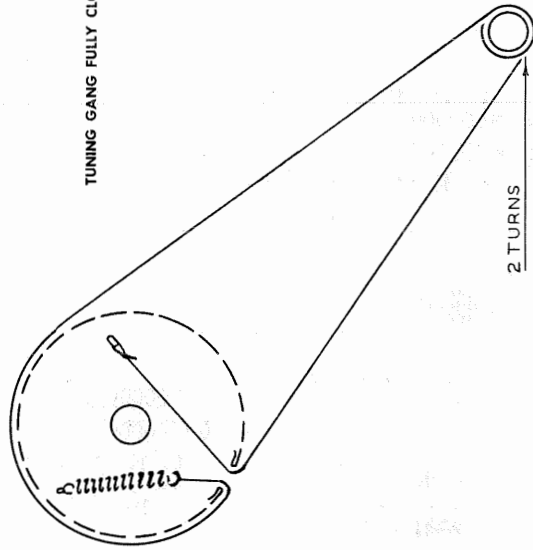
ITEM No.	RATINGS	REPLACEMENT DATA			NOTES
		AIRCRAFTLE PART No.	JENSEN PART No.	QUAM PART No.	
SP1	5" PM 3.3Ω		ST-105 Mod. PS-X	5A1	

COILS (RF-IF)

ITEM No.	USE	DC RES.	REPLACEMENT DATA			NOTES
			AIRCRAFTLE PART No.	MEISSNER PART No.	MILLER PART No.	
L1	Ant. Coil	.3Ω	LP-FE11A	14-1073		
L2	Osc. Coil	.5Ω	LC-10	16-6758		
L3	Input IF	200	LF-24	16-6758		
L4	Output IF	200	LF-24	16-6758		

MISCELLANEOUS

ITEM No.	PART NAME	AIRCRAFTLE PART No.	NOTES
M1	Dial Light	C47	
M2	Tuning Cap.	CV21	
	Cabinet	CB-575E	
	Cabinet	CB-575V	
	Knob	KNT-575	
	Knob	KNT-575	



DIAL CORD STRINGING

AIRCASTLE
MODEL 652.5T3E

AIRCASTLE
MODEL 652.5T3E