

PARTS LIST AND DESCRIPTIONS TUBES (GENERAL ELECTRIC, SYLVANIA)

ITEM No.	USE	TYPE	NOTES
V1	AF Amplifier	12AT6	
V2	Output	50C5	

ELECTROLYTIC CAPACITORS

ITEM No.	RATING		V-M PART No.	AEROVOX PART No.	CORNELL-DUBILER PART No.	MALLORY PART No.	PYRAMID PART No.	SANGAMO PART No.	SPRAGUE PART No.
	CAP.	VOLT.							
C1A	80	150	12055	PRS150V4080	EBRD8415	TCD488	TDLD-12	FMT-1540	TVA-3455
B	50	150							

FIXED CAPACITORS

Capacity values given in the rating column are in mfd. for Paper Capacitors, and in mmfd. for Mica and Ceramic Capacitors.

ITEM No.	RATING		V-M PART No.	AEROVOX PART No.	CENTRALAB PART No.	CORNELL-DUBILER PART No.	REPLACEMENT DATA		NOTES
	CAP.	VOLT.					ERIC PART No.	MALLORY PART No.	
C2	.047	400	12009	BPD-05	DF-503	CUB4S47	GP3-333-103	PT4147	4TM-547
C3	.01	400	12003	BPD-01	D6-103	CUB4S1	GP3-333-103	PT411	4TM-SI
C4	.01	400	12003	BPD-01	D6-103	CUB4S1	GP3-333-103	PT411	4TM-SI
C5	.003	600	12004	SIS000	D6-302	CUB6D3	GP2-333-302	PT623	6TM-D3
C6	.01	400	12003	BPD-01	D6-103	CUB4S1	GP3-333-103	PT411	4TM-SI
C7	.047	400	12009	BPD-05	DF-503	CUB4S47	GP3-333-103	PT4147	4TM-547

CONTROLS

ITEM No.	RATING		V-M PART No.	CENTRALAB PART No.	CLAROSTAT PART No.	IRC PART No.	MALLORY PART No.	INSTALLATION NOTES
	RESISTANCE	WATTS						
RIA	1Meg		11993	AB-70	A47-1Meg-Z	Q3-137	U-53	Volume
B	Shaft		11997	AK-4	A47-500K-Z	Q3-133	U-46	Attach to RIA
R2A	500K		Not Req.	AK-4	KSS-3	Not Req.	Not Req.	Attach to R2A

RESISTORS

All wattages 1/2 watt, or less, unless otherwise listed.

ITEM No.	RATING		V-M PART No.	CENTRALAB PART No.	IRC PART No.	NOTES
	OHMS	WATT				
R3	470K		11373	BTS-470 K	10533	BTS-150Ω
R4	220K		11293	BTS-220K	11093	BTS-33K
R5	2.2Meg		11533	BTS-2.2Meg	10373	BTS-33
R6	1000Ω		10733	BTS-1000	11953	1 3/4A-125
R7	220K		11293	BTS-220K	10893	BTS-470Ω

SPEAKER

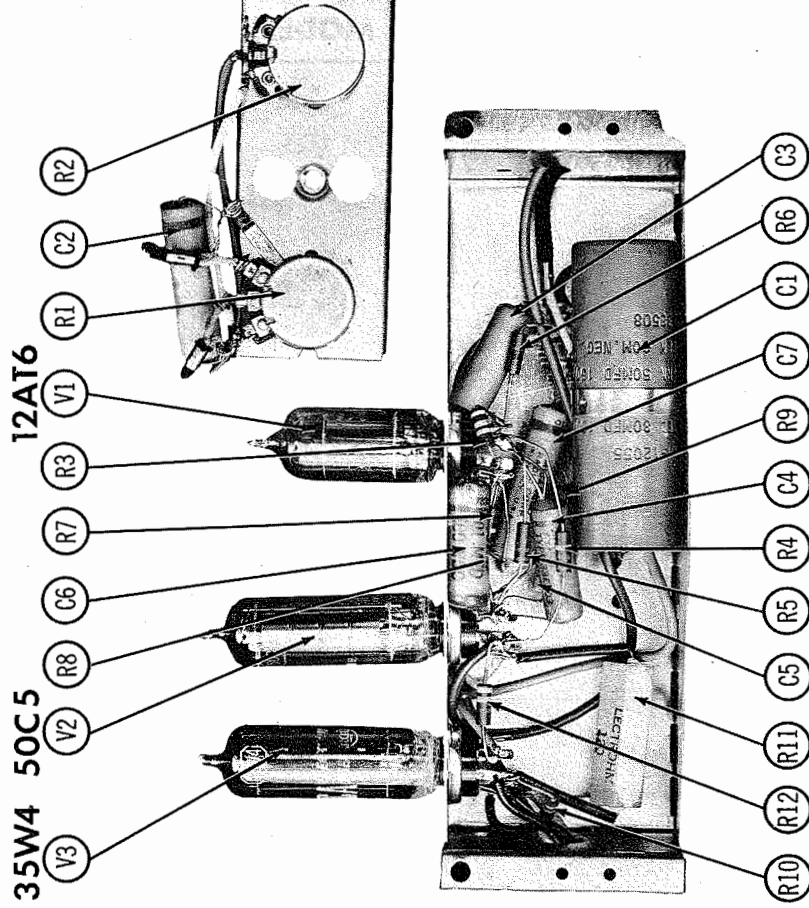
ITEM No.	RATINGS		V-M PART No.	QUAM PART No.	RCA TYPE No.	NOTES
	SIZE	FIELD				
SP1	5"	PM	6Ω	9237-2	5A1Z6	
SP2	5"	PM	6.1Ω	9202-2	5A1Z6	

PHONO CARTRIDGE

ITEM No.	V-M PART No.	REPLACEMENT DATA		REMARKS
		ASTATIC CARTRIDGE	ELECTRO-VOICE CARTRIDGE	
M1	9121	112-TS	A-1 & A-3	

ASTATIC AND ELECTRO-VOICE NEEDLE LISTINGS SHOWN ABOVE ARE SPECIFIED FOR THE RESPECTIVE REPLACEMENT CARTRIDGES LISTED. FOR ORIGINAL CARTRIDGE NEEDLE REPLACEMENTS SEE BELOW.

CHASSIS—BOTTOM VIEW



PHONO NEEDLE

(FOR REPLACEMENT IN ORIGINAL EQUIPMENT CARTRIDGE)


ITEM No.	REPLACEMENT DATA				REMARKS
	V-M PART No.	FIDELITONE PART No.	JENSEN PART No.	WALCO PART No.	
M2		1C-143 or 1C-143D	1CR-55 or 1CR-55D	1W-64S	78RPM Needle
		1A-142 or 1A-142D	1CR-55LP or 1CR-55LPD	1W-64MGS	16 2/3, 33 1/3 and 45RPM Needle

MISCELLANEOUS

ITEM No.	PART NAME	V-M PART No.	NOTES
M3	Pilot Light Cabinet Cabinet Knob Lucite Rod	7791 9233B 9233M 9238 9239	#1847 Model 1285-B Model 1285-M Volume & tone Lazy Light



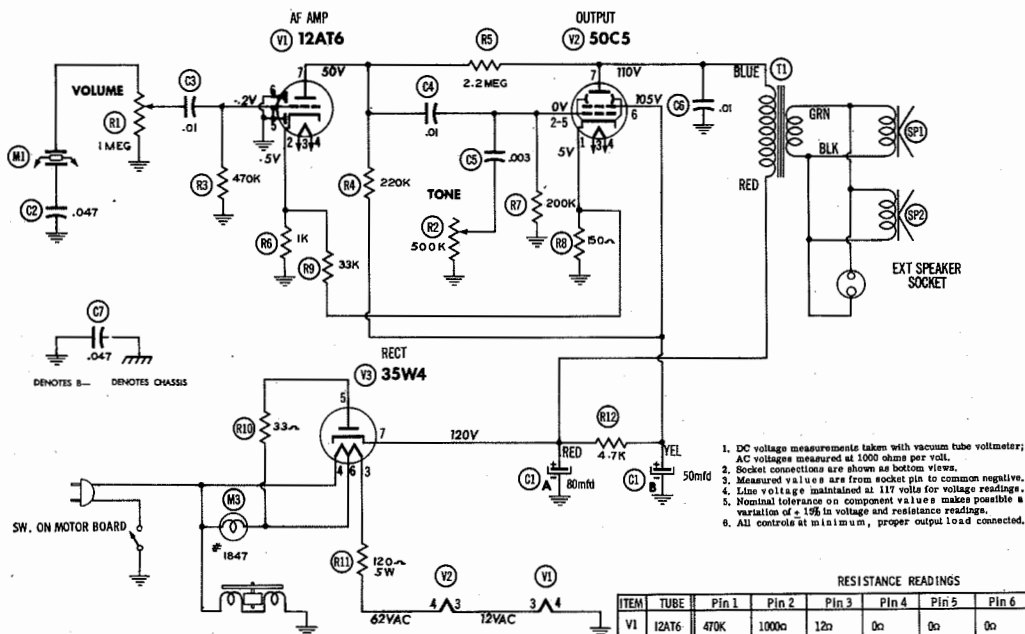
V-M
MODELS 1285-B, -M



TRADE NAME	V-M Models 1285-B, 1285-M
MANUFACTURER	V-M Corp., Benton Harbor, Michigan
TYPE SET	AC Operated Phono Amplifier With 4 Speed Automatic Record Changer
TUBES (Three)	Types 12AT6 AF Amplifier, 50C5 Output, 35W4 Rectifier
POWER SUPPLY	105-125 Volts AC-60 Cycles
RATING	.22 Amp. @ 117 Volts AC

FOR SERVICE INFORMATION ON RECORD CHANGER - SEE V-M MODEL 1200 - PHOTOFACT SET 290 - FOLDER 11 OR RECORD CHANGER MANUAL CM-7.

V-M
MODELS 1285-B, -M



A PHOTOFACT STANDARD NOTATION SCHEMATIC
© Howard W. Sams & Co., Inc. 1956

RESISTANCE READINGS							
ITEM	TUBE	Pin 1	Pin 2	Pin 3	Pin 4	Pin 5	Pin 6
V1	12AT6	470K	1000 Ω	12 Ω	0 Ω	0 Ω	1225K
V2	50C5	150 Ω	200K	12 Ω	62 Ω	200K	14700 Ω
V3	35W4	NC	NC	182 Ω	205 Ω	233 Ω	200 Ω

† MEASURED FROM PIN 7 OF V3.
NC NO CONNECTION.

335-17

HOWARD W. SAMs & CO., INC. • Indianapolis 5, Indiana

"The listing of any available replacement part herein does not constitute in any case a recommendation, warranty or guaranty by Howard W. Sams & Co., Inc., as to the quality and suitability of such replacement part. The numbers of these parts have been compiled from information furnished to Howard W. Sams & Co., Inc., by the manufacturers of the particular type of replacement part listed."
"Reproduction or use, without express permission, of editorial or pictorial content, in any manner, is prohibited. No patent liability is assumed with respect to the use of the information contained herein. Copyright 1956 by Howard W. Sams & Co., Inc., Indianapolis 5, Indiana, U. S. of America. Copyright under international Copyright Union. All rights reserved under Inter-American Copyright Union (1910) by Howard W. Sams & Co., Inc." Printed in U. S. of America