


PHOTOFACT® Folder

SYMPHONIC
MODEL 4CN810SYMPHONIC
MODEL 4CN810SYMPHONIC
MODEL 4CN810

TRADE NAME:	Symphonic Model 4CN810		
SUPPLIER:	For Current Address, See Annual Index		
TYPE SET:	6-Transistor Stereo Phono Amplifier W/4-Speed Automatic Record Changer		
POWER SUPPLY:	110 - 120 Volts AC, 60 Cycles	RATING:	18 Watts, .18 Amp. @ 117VAC (Less Motor)

FOR SERVICE INFORMATION ON RECORD CHANGER BSR UA25 — SEE PHOTOFACT SET 784, FOLDER 6

HOWARD W. SAMS & CO., INC. Indianapolis, Indiana 46206

The listing of any available replacement part herein does not constitute in any case a recommendation, warranty or guaranty by Howard W. Sams & Co., Inc., as to the quality and suitability of such replacement part. The numbers of these parts have been compiled from information furnished to Howard W. Sams & Co., Inc., by the manufacturers of the particular type of replacement part listed. SV079

Reproduction or use, without express permission, of editorial or pictorial content, in any manner, is prohibited. No patent liability is assumed with respect to the use of the information contained herein. © 1967 Howard W. Sams & Co., Inc., Indianapolis, Indiana 46206. Printed in U. S. of America

DATE 5 -67

SET 885 FOLDER 8

TRANSISTOR TERMINAL GUIDES



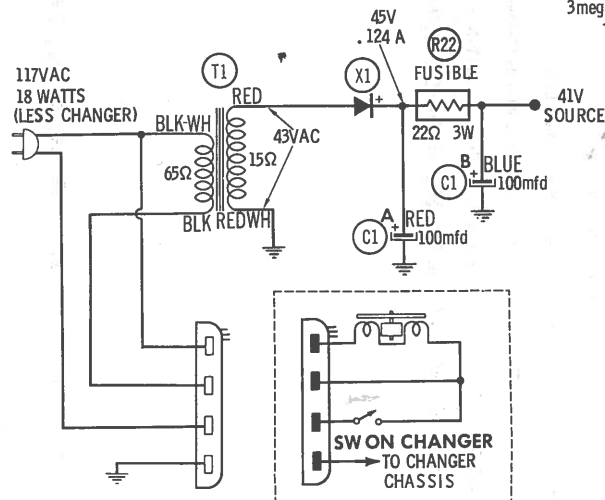
Q1, Q4



Q2, Q3, Q5, Q6

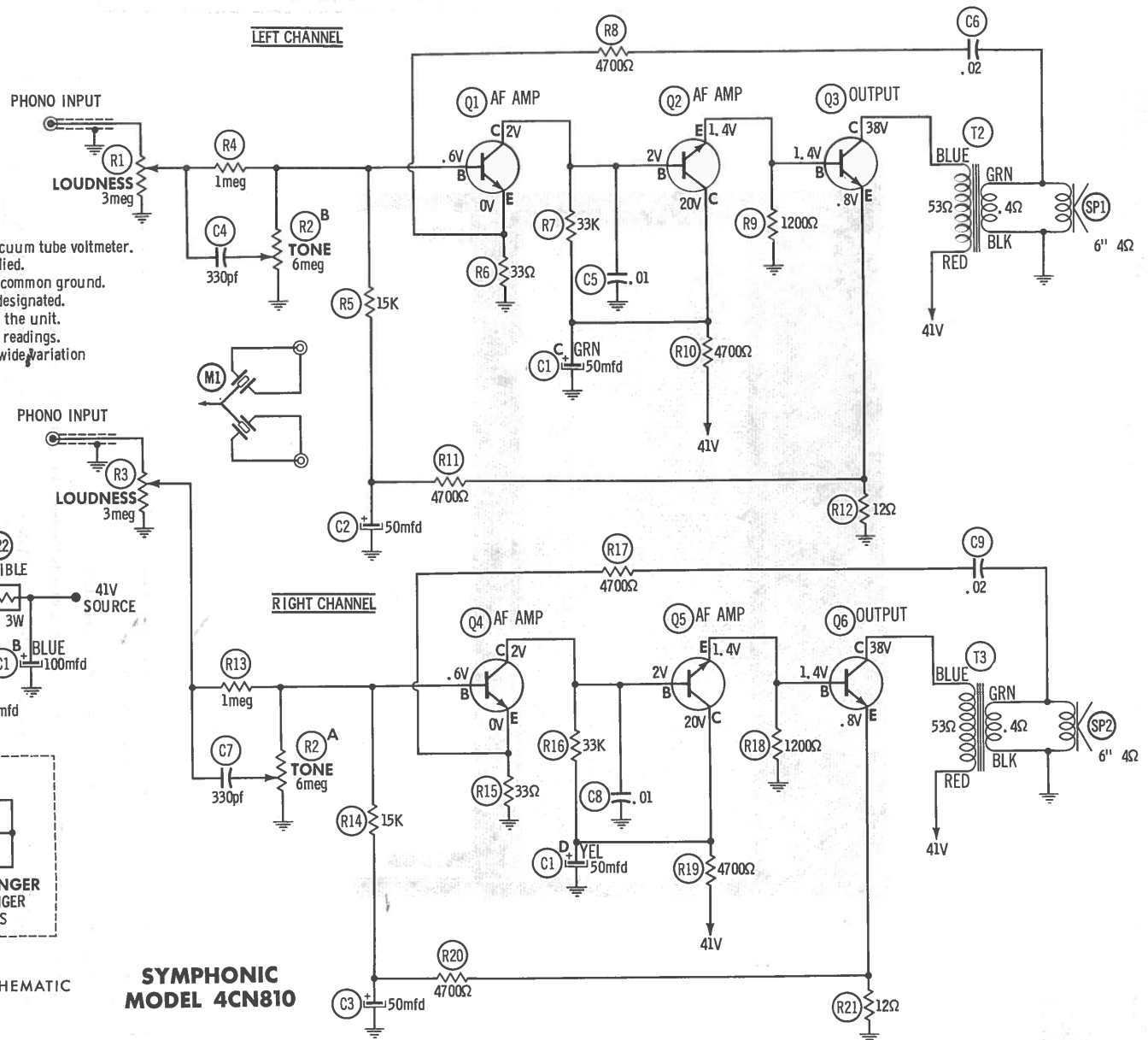
1. Voltage and resistance measurements taken with vacuum tube voltmeter.
2. All controls set for normal operation, no signal applied.
3. Measured values are from socket pin or terminal to common ground.
4. All terminals viewed from bottom unless otherwise designated.
5. Numbers assigned to terminals may not be found on the unit.
6. Supply voltage maintained at rated value for voltage readings.
7. Resistance measurements not given because of the wide variation in internal resistance of transistor.

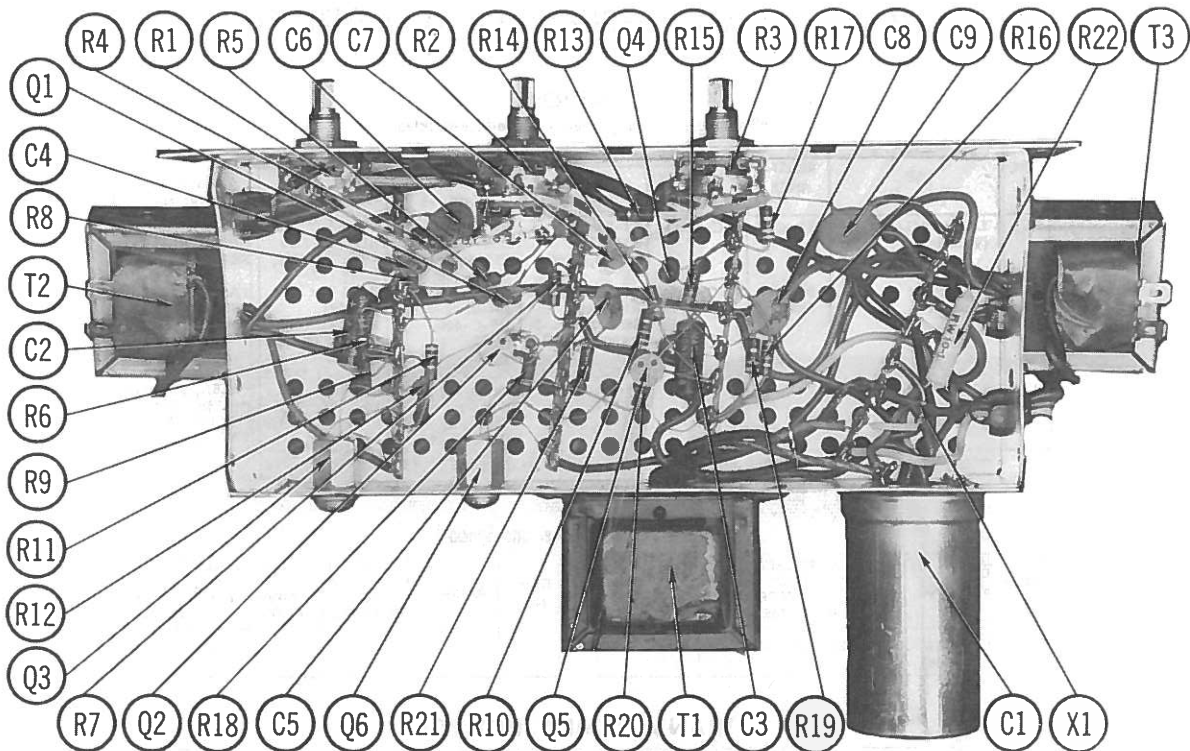
Resistors are 1/2 watt or less and rated 10% or 20% unless otherwise indicated.



A PHOTOFAC STANDARD NOTATION SCHEMATIC
© Howard W. Sams & Co., Inc. 1967

SYMPHONIC MODEL 4CN810





PARTS LIST AND DESCRIPTION

(When ordering parts, state Model, Part Number, and Description.)

TRANSISTORS

ITEM No.	ORIG. TYPE	USE	REPLACEMENT DATA				SYMPHONIC PART No.	NOTES
			DELCO PART No.	GENERAL ELECTRIC PART No.	INTERNATIONAL RECTIFIER PART No.	RCA PART No.		
Q1	SI331W	AF Amp.	DS-66	GE-10	TR-21	SK-3020	TX-107-5	NPN
Q2	SI570	AF Amp.				SK-3020	TX-107-6	NPN
Q3	SC4244	Output					TX-101-111	NPN
Q4	SI331W	AF Amp.	DS-66	GE-10	TR-21	SK-3020	TX-107-5	NPN
Q5	SI570	AF Amp.				SK-3020	TX-107-6	NPN
Q6	SC4244	Output					TX-101-111	NPN

POWER RECTIFIERS & SIGNAL DIODES

ITEM No.	MEASURED CURRENT	ORIGINAL Part or Type No.	RECTIFIERS & DIODES		RECTIFIERS		
			GENERAL ELECTRIC PART No.	INTERNATIONAL RECTIFIER PART No.	MALLORY PART No.	RCA PART No.	SARKES TARZIAN PART No.
X1	.124A	SR-120	GE-504A or GE-505	8D4 or 5A4-D	A100 or 1N537	SK-3016 or SK-3017A	F-4 or 40C

ELECTROLYTIC CAPACITORS

ITEM No.	RATING		REPLACEMENT DATA				
	CAP.	VOLT.	SYMPHONIC PART No.	AEROVOX PART No.	CORNELL-DUBILIER PART No.	GENERAL ELECTRIC PART No.	MALLORY PART No.
C1A	100	75	CE-186-1	AFH4-01-40	CCO127 BR50-150	XC3-43 & QT1-17	FP412A
B	100	75					
C	50	75					
D	50	75					
C2	50	10	CE-174-2	PTT45	NLW50-10	MT1-16	TT10X50
C3	50	10	CE-174-2	PTT45	NLW50-10	MT1-16	TT10X50

CAPACITORS

ITEM No.	RATING	REMARKS	REPLACEMENT DATA					
			AEROVOX PART No.	CENTRALAB PART No.	CORNELL-DUBILIER PART No.	ELMENDO PART No.	MALLORY PART No.	SPRAGUE PART No.
C4	330		DI-330	DD-331	JBZ601YP331K	CCD-331	GP331	10TS-T33
C5	.01		DI-10000	DD-103	BYX601ZU103M	CCD-103	GP110	10TS-S10
C6	.02		BPD-02	DD-203	BYT601ZU203Z	CCD-203	GP120	10TS-S20
C7	330		DI-330	DD-331	JBZ601YP331K	CCD-331	GP331	10TS-T33
C8	.01		DI-10000	DD-103	BYX601ZU103M	CCD-103	GP110	10TS-S10
C9	.02		BPD-02	DD-203	BYT601ZU203Z	CCD-203	GP120	10TS-S20

SYMPHONIC
MODEL 4CN810

FOLDER 8