



PHOTOFACT[®] with

CIRCUITRACE[®]

TRADE NAME : Sylvania Model TR54 (Chassis 328-1)

SUPPLIER : For Current Address, see Master Index

TYPE SET : 9-Transistor AM Receiver

POWER SUPPLY : 9 Volts DC

RATING : 10MA @ 9VDC (No Signal, Min. Volume)
20MA @ 9VDC (Signal, Normal Volume)

TUNING RANGE: BROADCAST 540 — 1620KC

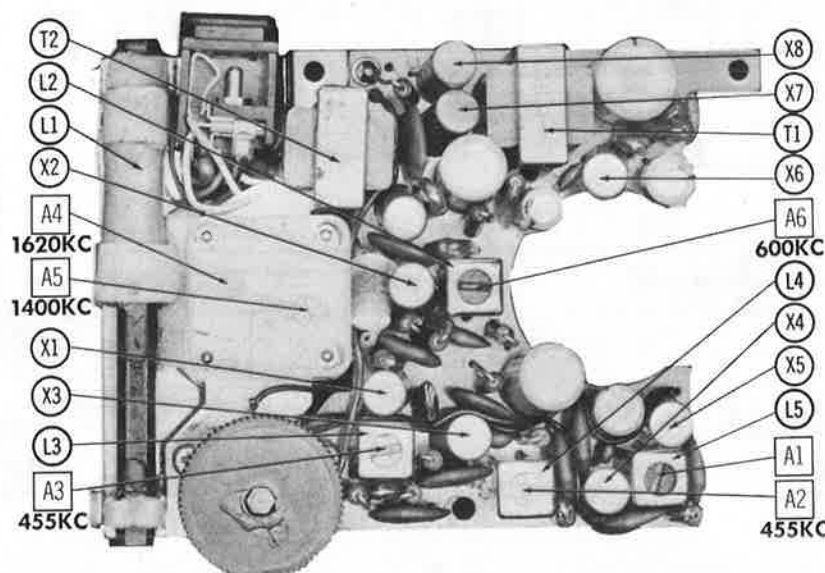


ALIGNMENT INSTRUCTIONS


Check for specified source voltage. Set Volume control at maximum.
Fashion loop of several turns of wire and connect generator across loop.
Adjust output of generator to radiate only enough signal into receiver to obtain a suitable indication.
Suggested Alignment Tools:

A1 thru A6....GENERAL CEMENT #8868, 9089,....WALSCO #2541, 2587

	GENERATOR FREQUENCY	DIAL SETTING	INDICATOR	ADJUST	REMARKS
1.	455KC (400v Mod.)	Tuning gang fully open.	Output Meter across Voice coil.	A1, A2, A3	Adjust for maximum. Repeat until no further improvement can be made.
2.	1620KC	"	"	A4	Adjust for maximum.
3.	1400KC	Tune to signal.	"	A5	Adjust for maximum.
4.	600KC	"	"	A6	Rock tuning gang and adjust for maxi- mum. Repeat steps 2 thru 4 until no further improvement can be made.



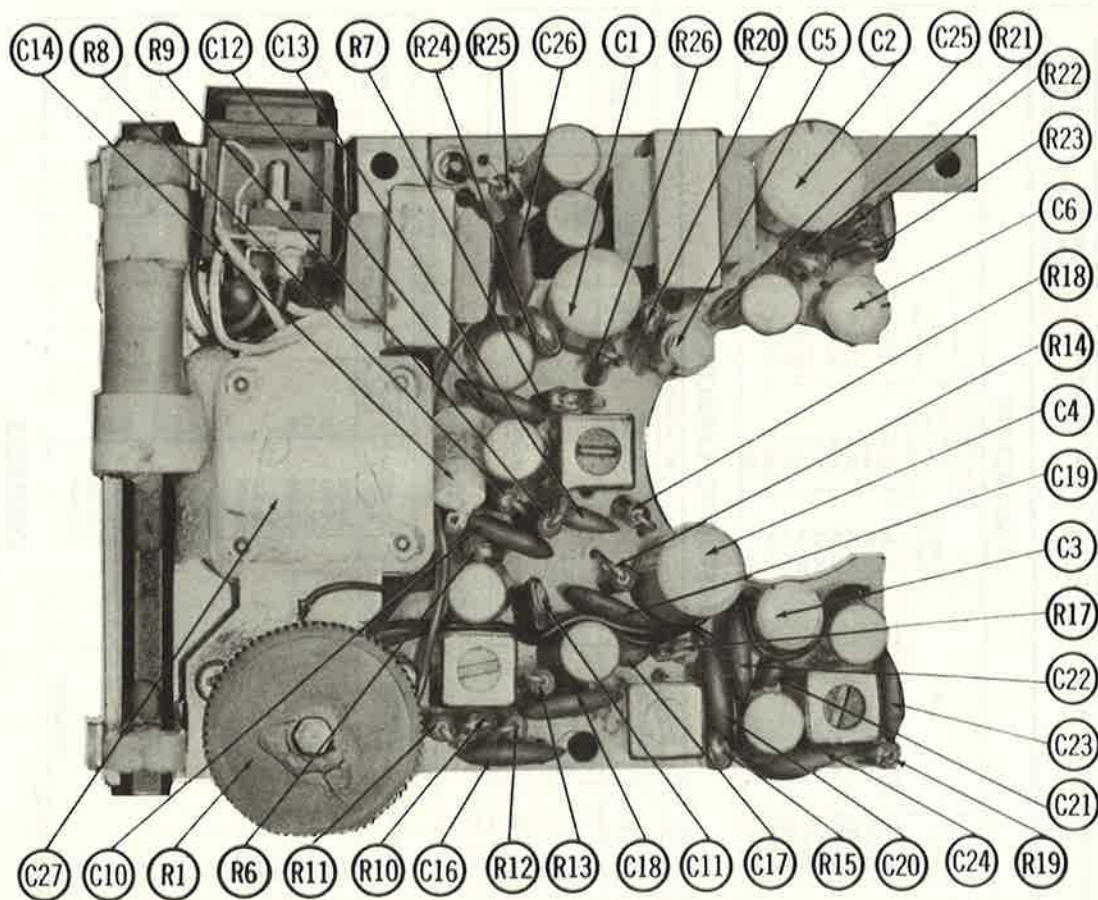
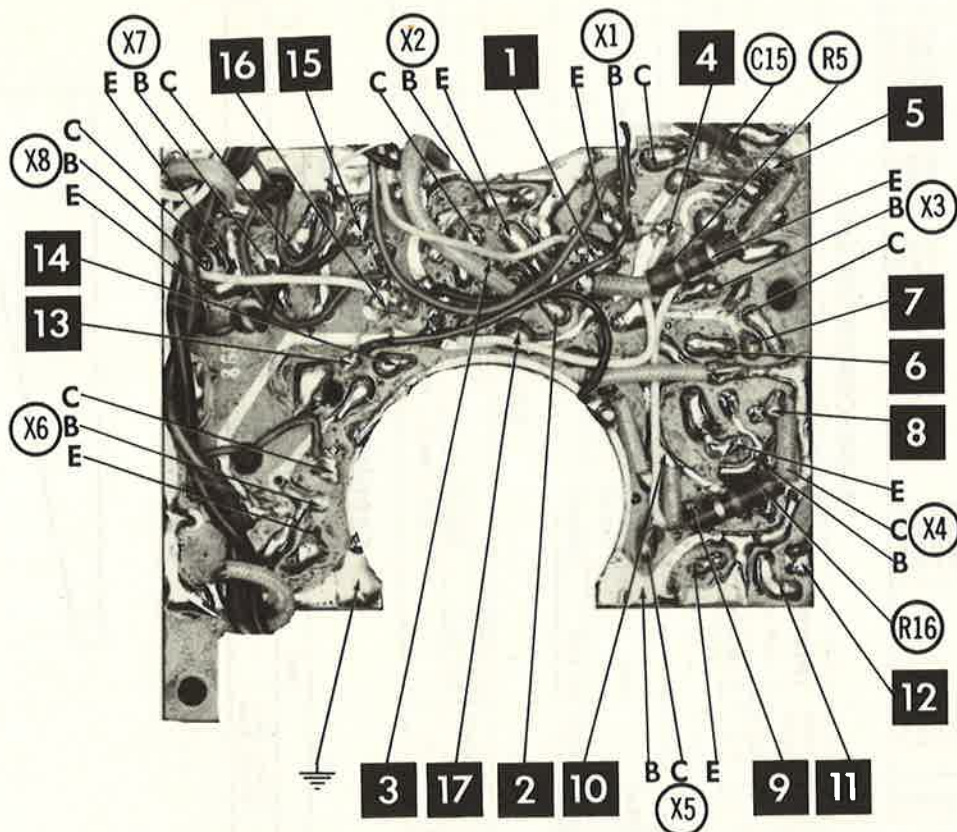
HOWARD W. SAMS & CO., INC. Indianapolis 6, Indiana



A PHOTOFACT STANDARD NOTATION SCHEMATIC
with **CIRCUITACE**

©Howard W. Sams & Co., Inc. 1965

SYLVANIA MODEL TR54 (Ch. 328-1)



PARTS LIST AND DESCRIPTION

WIRING DATA

General-use Unshielded Hook-up Wire	Use BELDEN No. 8530 (Solid 22AWG) 8524 (Stranded 22AWG) 8570 (Stranded 26AWG)	Available in 12 Colors
---	---	------------------------------

TRANSISTORS

ITEM No.	ORIG. TYPE	USE	REPLACEMENT DATA		NOTES
			DELCO PART No.	GENERAL ELECTRIC PART No.	
X1	2SA269	Mixer	DS-25	GE-9	PNP
X2	2SA297	Osc.	DS-25	GE-9	PNP
X3	2SA298	1st IF Amp.	DS-25	GE-9	PNP
X4	2SA298	2nd IF Amp.	DS-25	GE-9	PNP
X5	2SA298	Detector	DS-25	GE-9	PNP
X6	2SA298	Driver	DS-25	GE-2	PNP
X7	2S3267	Output	DS-26	GE-2	PNP
X8	2S3267	Output	DS-26	GE-2	PNP
X9	VV-1	Bias Reg.	DS-26	GE-2	PNP

ELECTROLYTIC CAPACITORS

ITEM No.	RATING	CAP.	VOLT.	REPLACEMENT DATA			
				SYLVANIA PART No.	AEROVOX PART No.	CORNELL-DUBILIER PART No.	GENERAL ELECTRIC PART No.
C1	50	10	10	TTC140	TTC140		
C2	100	10	10	TTC140	TTC140		
C3	30	6	6	TTC130	TTC130		
C4	30	10	10	TTC130	TTC130		
C5	5	5	5	TTC130	TTC130		
C6	30	6	6	TTC130	TTC130		

① Use Two in Parallel.

FIXED CAPACITORS

ITEM No.	RATING	REMARKS	REPLACEMENT DATA				
			AEROVOX PART No.	CENTRALAB PART No.	CORNELL-DUBILIER PART No.	ELMCO PART No.	MALLORY PART No.
C10	.04		TTD-02	DD-403	H2		TG-S10
C11	.01		TTD-02	CK-103	H3		TG-S20
C12	.005		TTD-005	CK-203	H1		TG-D50
C13	.005			CK-502			
C14	.04			DD-403			
C15	.04			DD-403			
C16	.04			DD-403			
C17	.04			DD-403			
C18	.04			DD-403			
C19	.04			DD-403			
C20	.04			DD-403			
C21	.04			DD-403			
C22	.04			DTZ-ART			
C23	.02			DD-403			
C24	.02			CK-203			
C25	.001			CK-203			
C26	.04			DM-102			
C27				DD-403			

* Sylvania Part Number.

CONTROLS

All wattages 1/2 watt, or less, unless otherwise listed.

ITEM No.	USE	RESISTANCE	REPLACEMENT DATA			
			SYLVANIA PART No.	CENTRALAB PART No.	CLAROSTAT PART No.	MALLORY PART No.
R1	Volume & Switch	5000Ω	TR140027			

COILS (RF-IF)

ITEM No.	USE	REPLACEMENT DATA				
		SYLVANIA PART No.	MEISSNER PART No.	MERIT PART No.	MILLER PART No.	WORKMAN PART No.
L1	Loopstick	TR230021	21-9003		2010	
L2	Osc.	TR240021	16-9033	BC-569	2081	RTC-9262
L3	1st IF	TR220103	16-9034	BC-570	2082	RTC-9263
L4	2nd IF	TR220104	16-9035	BC-571	2083	RTC-9264
L5	3rd IF	TR220105				

TRANSFORMER (DRIVER)

ITEM No.	TURNS RATIO	REPLACEMENT DATA				NOTES
		SYLVANIA PART No.	MERIT PART No.	STANCOR PART No.	THORDARSON PART No.	
T1	2 1	TR210033				

SPEAKER

ITEM No.	TYPE	REPLACEMENT DATA		NOTES
		SYLVANIA PART No.	QUAM PART No.	
SP1	2 1/4" PM 6-8Ω	TR370014		

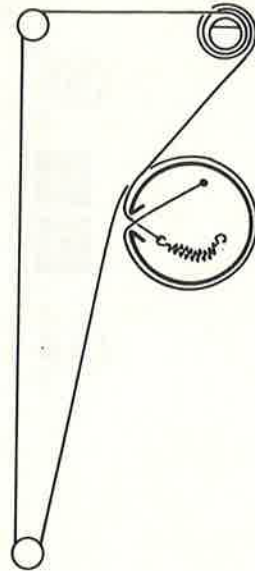
BATTERIES

ITEM No.	VOLTAGE	SYLVANIA PART No.	REPLACEMENT DATA		NOTES
			BURCESS	EVEREADY	
M1	9V		2U6 or H146 or 2MNG	216 or E146X	M1604 or TR146X or Mnl604

CABINETS & CABINET PARTS
(When Ordering Specify Model, Chassis & Color)

ITEM	PART No.	ITEM	PART No.
Cabinet, Back	TR900248	Knob, Tuning	TR960042
Cabinet, Front	TR900247	Knob, Volume	TR960011

DIAL CORD STRINGING

TUNING SHAFT
2 1/2 TURNS

TUNING GANG FULLY OPEN