


A PHOTOFACT STANDARD NOTATION SCHEMATIC
© Howard W. Sams & Co., Inc. 1953

288-88

**SILVERTONE MODELS 5045,
5046 (Ch. 528.34900)**



**SILVERTONE MODELS 504.5,
504.6 (Ch. 528.34900)**

TRADE NAME	Silvertone Models 5045, 5046 (Ch. 528.34900)
SUPPLIER	Sears Roebuck & Co., 925 S. Homan, Chicago, Ill.
TYPE SET	AC Operated Radio-Phono Combination AM Superheterodyne Receiver With 3 Speed Automatic Record Changer
TUBES (Six)	Types 12BE6 Conv., 12BA6 IF Amp., 12AT6 Det.-AVC-AF Amp., 12AT6 Phase Inverter, (2) 35C5 Output
POWER SUPPLY	W5-120 Volts AC-60 Cycles
TUNING RANGE	BROADCAST 535KC-1630KC
	RATING .31 Amp. @ 117 Volts AC

ALIGNMENT INSTRUCTIONS—READ CAREFULLY BEFORE ATTEMPTING ALIGNMENT

Volume control should be at maximum position. Output of signal generator should be no higher than necessary to obtain an output reading. Use an insulated alignment screwdriver for adjusting.

Loop should be maintained in same relative position to chassis as when receiver is in cabinet.

Use isolation transformer, if available. If not, connect a .01MFD capacitor in series with low side of signal generator and chassis.

DUMMY ANTENNA	SIGNAL GENERATOR COUPLING	SIGNAL GENERATOR FREQUENCY	RADIO DIAL SETTING	OUTPUT METER	ADJUST	REMARKS
.01MFD	High side to pin 7 (grid) of 12BE6 (V1). Low side to chassis.	455KC (400Mod)	Tuning gang fully open	Across voice coil	A1, A2, A3, A4	Adjust for maximum output. If isolation transformer is not used, reduce dummy antenna to .001MFD to reduce hum modulation.
"	"	1630KC	"	"	A5	"
"	.001	1400KC	1400KC	"	A6	Fashion loop of several turns of wire and radiate signal into loop of receiver. Adjust for maximum output.

FOR SERVICE INFORMATION ON RECORD CHANGER UNIT SILVERTONE CHASSIS 567.30000 - SEE SIMILAR CRESCENT MODEL 500 SERIES - PHOTOFAC SET 197 - FOLDER 4 OR RECORD CHANGER MANUAL CM-5.

HOWARD W. SAMS & CO., INC. • Indianapolis 5, Indiana

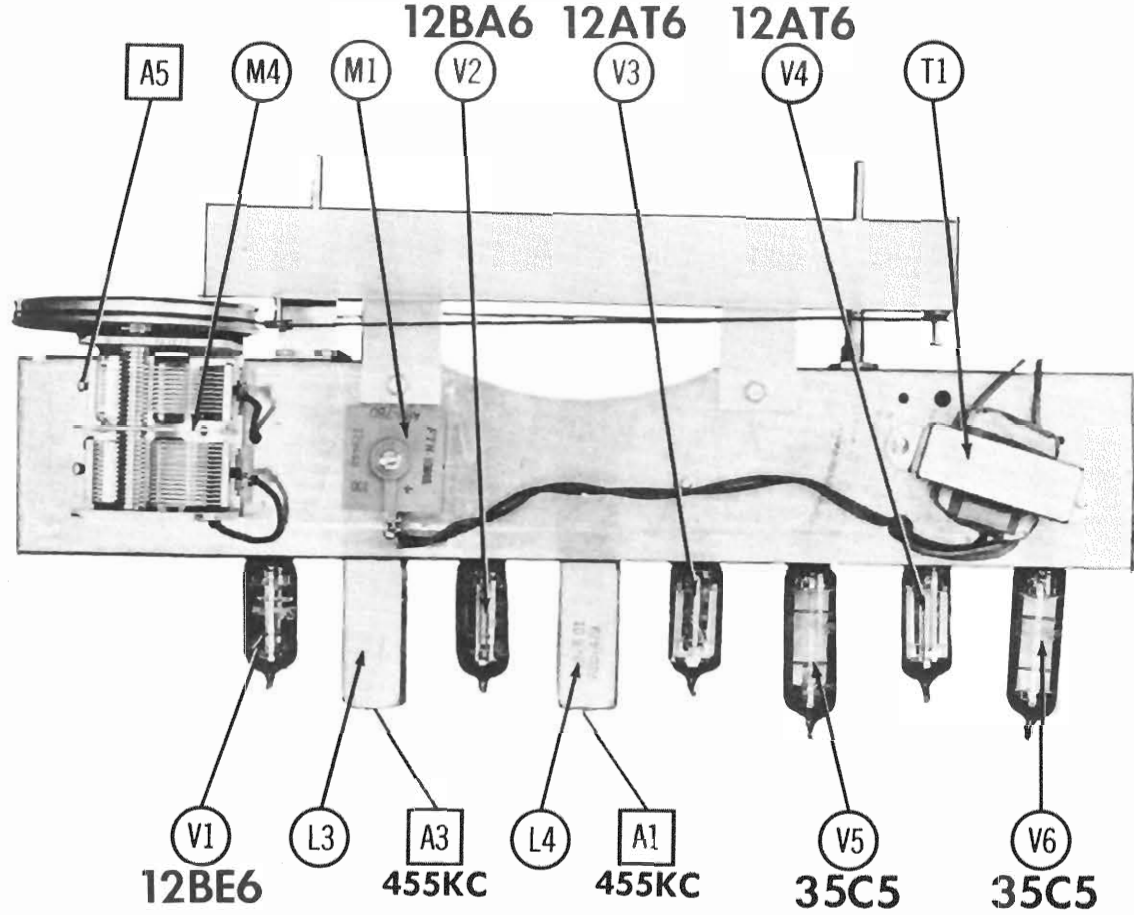
"The listing of any replaceable replacement part herein does not constitute in any case a recommendation, warranty or guaranty by Howard W. Sams & Co., Inc., as to the quality and suitability of such replacement part. The numbers of these parts have been compiled from information furnished to Howard W. Sams & Co., Inc., by the manufacturers of the particular type of replacement part listed."

tent, in any manner, is prohibited. No patent liability is assumed with respect to the use of the information contained herein. Copyright 1955 by Howard W. Sams & Co., Inc., Indianapolis 5, Indiana, U. S. of America. Copyright under International Copyright Union. All rights reserved under Inter-American Copyright Union (1910) by Howard W. Sams & Co., Inc. Printed in U. S. of America.

PARTS LIST AND DESCRIPTIONS
 TUBES (SYLVANIA, GENERAL ELECTRIC, WESTINGHOUSE)

SILVERTONE
 MODEL 5045 (Ch. 528.34900)

CHASSIS—TOP VIEW



CAPACITORS

Capacity values given in the rating column are in mfd. for Electrolytic and Paper Capacitors, and in mmfd. for Mica and Ceramic Capacitors.

ITEM No.	USE	REPLACEMENT DATA		REMARKS	NOTES
		Silvertone PART No.	STANDARD REPLACEMENT		
V1	Converter	12BE6	12BE6	TCH	
V2	IF Amp.	12BA6	12BA6	TBK	
V3	Det.-AVC-AF Amp.	12AT6	12AT6	TBT	
V4	Phase Inv.	12AT6	12AT6	TBT	
V5	Audio Output	35C5	35C5	TCV	
V6	Audio Output	35C5	35C5	TCV	

* Items C1A, C1B, C1C, R8A and R8B are combined in one unit.

† When replacing items separately, items C1B and C1C should total 250MMF.

‡ Items C1A, C1B, C1C, R8A and R8B are combined in one unit.

§ When replacing items separately, items C1B and C1C should total 250MMF.

CONTROLS

ITEM No.	RATING	REPLACEMENT DATA		INSTALLATION NOTES
		Silvertone PART No.	STANDARD REPLACEMENT	
R1A	500KΩ	A24-224	A24-224	Tone - Panel Volume-tapped @ 70KΩ-rear Attach to R1B

RESISTORS

ITEM No.	RATING	REPLACEMENT DATA		NOTES
		Silvertone PART No.	STANDARD REPLACEMENT	
R2	22KΩ	5802200M	5802200M	
R3	22KΩ	5802200M	5802200M	
R4	22KΩ	5802200M	5802200M	
R5	22KΩ	5802200M	5802200M	
R6	22KΩ	5802200M	5802200M	
R7	22KΩ	5802200M	5802200M	
R8A	500KΩ	5802200M	5802200M	
R8B	500KΩ	5802200M	5802200M	
R8C	500KΩ	5802200M	5802200M	

* Items R8A, R8B, C12A, C12B and C12C are combined in one unit.

† Items R10A, R10B, C12A, C12B and C12C are combined in one unit.

PARTS LIST AND DESCRIPTIONS (Continued)
 TRANSFORMER (AUDIO OUTPUT)

ITEM No.	IMPEDANCE	REPLACEMENT DATA		NOTES
		Silvertone PART No.	STANDARD REPLACEMENT	
T1	5.0KΩ	21007	21007	

SPEAKER

ITEM No.	RATINGS	REPLACEMENT DATA		NOTES
		Silvertone PART No.	STANDARD REPLACEMENT	
SP1	6"	78-417	78-417	
SP2	6"	78-417	78-417	

COILS (RF-IF)

ITEM No.	USE	REPLACEMENT DATA		NOTES
		Silvertone PART No.	STANDARD REPLACEMENT	
L1	Ant. Coil	T22-72	T22-72	
L2	Osc. Coil	T10-645	T10-645	
L3	Input IF	T10-508	T10-508	
L4	Output IF	T10-479	T10-479	

* Drill mounting hole.

SELENIUM RECTIFIER

ITEM No.	RATING	REPLACEMENT DATA		NOTES
		Silvertone PART No.	STANDARD REPLACEMENT	
M1	0.087A	83-780	83-780	

PHONO CARTRIDGE

ITEM No.	REPLACEMENT DATA	REMARKS
M2	Y720044	

ASTATIC AND ELECTRO-VOICE NEEDLE LISTINGS SHOWN ABOVE ARE SPECIFIED FOR THE RESPECTIVE REPLACEMENT CARTRIDGES LISTED. FOR ORIGINAL CARTRIDGE NEEDLE REPLACEMENT SEE BELOW.

PHONO NEEDLE

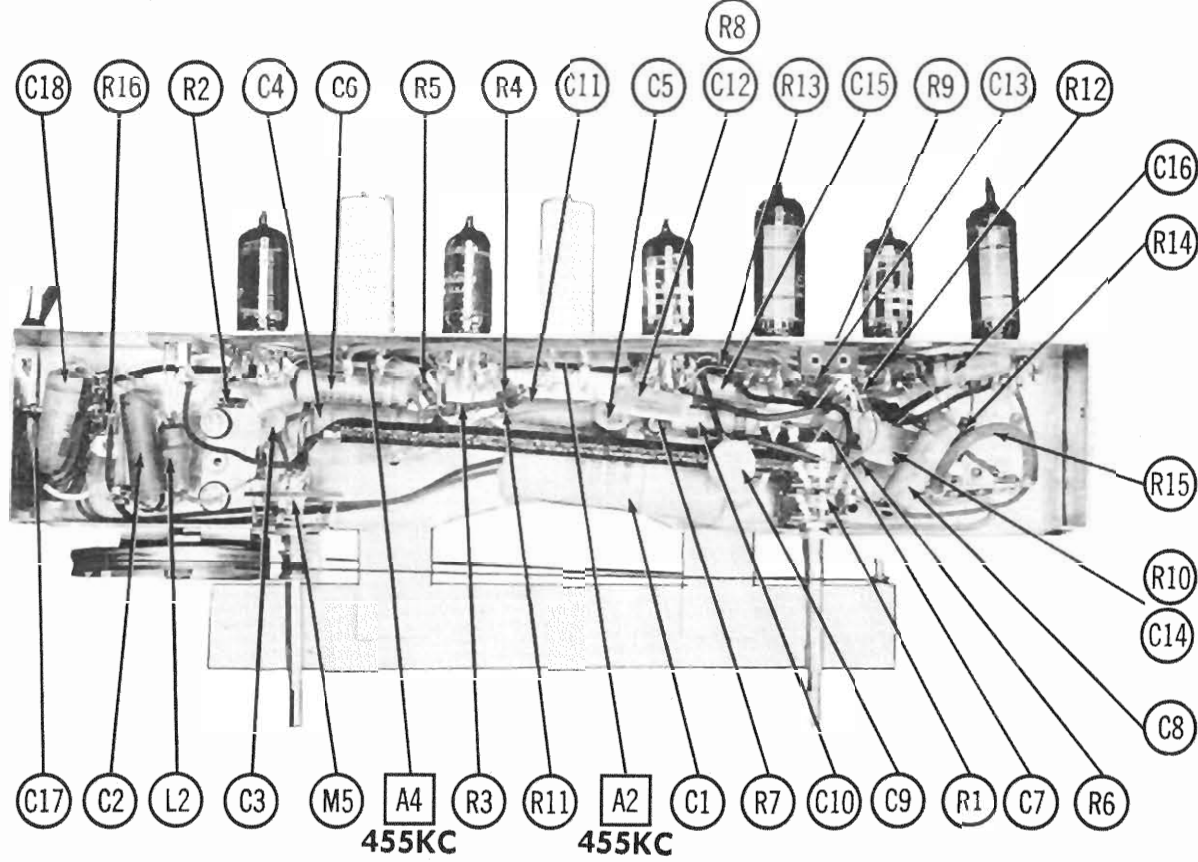
(FOR REPLACEMENT IN ORIGINAL EQUIPMENT CARTRIDGE)

ITEM No.	REPLACEMENT DATA	REMARKS
M3	5742	

MISCELLANEOUS

ITEM No.	PART NAME	REPLACEMENT DATA	REMARKS
M4	Tuning Cap.	T10-231	
M5	Switch	T10-203	
M6	Cabinet	T42-727	
M7	Knob	T42-735	
M8	Knob	T52-568	
M9	Dial Scale	T52-569	
M10	Dial Pointer	T57-586	

CHASSIS—BOTTOM VIEW



SILVERTONE
 MODEL 5045 (Ch. 528.34900)

SILVERTONE
 MODEL 5045 (Ch. 528.34900)