

PARTS LIST AND DESCRIPTIONS (Continued)

RESISTORS (cont)

| ITEM No. | RATING | | REPLACEMENT DATA | | ITEM No. | RATING | | REPLACEMENT DATA | | NOTES |
|----------|--------|------|----------------------|--------------|----------|---------|------|----------------------|--------------|--------|
| | OHMS | WATT | H. H. SCOTT PART No. | IRC PART No. | | OHMS | WATT | H. H. SCOTT PART No. | IRC PART No. | |
| R41 | 10Meg | | | BTS-10Meg | R74 | 330K | | | BTS-330K | Note 2 |
| R42 | 100K | | | BTS-100K | R75 | 1Meg | | | BTS-1Meg | |
| R43 | 4700Ω | | | BTS-4700 | R76 | 33K | | | BTS-33K | |
| R44 | 1Meg | | | BTS-1Meg | R77 | 10K | | | BTS-10K | |
| R45 | 1000Ω | | | BTS-1000 | R78 | 680K | | | BTS-680K | |
| R46 | 390K | | | BTS-390K | R79 | 1Meg | | | BTS-1Meg | |
| R47 | 100K | | | BTA-100K | R80 | 33K | | | BTS-33K | |
| R48 | 220K | | | BTS-220K | R81 | 33K | | | BTS-33K | |
| R49 | 470K | | | BTS-470K | R82 | 1Meg | | | BTS-1Meg | |
| R50 | 4.7Meg | | | BTS-4.7Meg | R83 | 270K | | | BTS-270K | |
| R51 | 2.2Meg | | | BTS-2.2Meg | R84 | 1800Ω | | | BTS-1800 | |
| R52 | 2.2Meg | | | BTS-2.2Meg | R85 | 1800Ω | | | BTS-1800 | |
| R53 | 100K | | | BTS-100K | R86 | 330K | | | BTS-330K | |
| R54 | 10K | | | BTS-10K | R87 | 47K | | | BTS-47K | |
| R55 | 220K | | | BTS-220K | R88 | 100K | | | BTS-100K | |
| R56 | 1Meg | | | BTS-1Meg | R89 | 1Meg | | | BTS-1Meg | |
| R57 | 22K | | | BTS-22K | R90 | 2.2Meg | | | BTS-2.2Meg | |
| R58 | 82K | | | BTS-82K | R91 | 2.2Meg | | | BTS-2.2Meg | |
| R59 | 100K | | | BTS-100K | R92 | 1000Ω | | | BTS-1000 | |
| R60 | 470K | | | BTS-470K | R93 | 47K | | | BTA-47K | |
| R61 | 470K | | | BTS-470K | R94 | 2.2Meg | | | BTS-2.2Meg | Note 1 |
| R62 | 2.2Meg | | | BTS-2.2Meg | R95 | 6800Ω | | | BTS-6800 | |
| R63 | 220K | | | BTS-220K | R96 | 6800Ω | | | BTS-6800 | |
| R64 | 100K | | | BTS-100K | R97 | 6800Ω | | | BTS-6800 | |
| R65 | 100K | | | BTS-100K | R98 | 3300Ω | | 1 | BTA-3300 | |
| R66 | 2.2Meg | | | BTS-2.2Meg | R99 | 470K | | | BTS-470K | |
| R67 | 4700Ω | | | BTS-4700 | R100 | 33K | | 4 | BTS-33K | |
| R68 | 3300Ω | | | BTS-3300 | R101 | 33Ω | | | | |
| R69 | 150Ω | | | BTS-150 | R102 | 2.7Ω 5% | | 1 | | |
| R70 | 10Meg | | | BTS-10Meg | R103 | 2.7Ω 5% | | 1 | | |
| R71 | 10Meg | | | BTS-10Meg | R104 | 2.7Ω 5% | | 1 | | |
| R72 | 10Meg | | | BTS-10Meg | R105 | 680K | | | BTS-680K | |
| R73 | 2.2Meg | | | BTS-2.2Meg | | | | | | |

Note 1. Not used in some versions.

Note 2. Some versions may use 220K in this application.

TRANSFORMER (POWER)

| ITEM No. | RATING | | | REPLACEMENT DATA | | | |
|----------|------------------|-------------------|----------------|------------------|----------------------|------------------|-------------------|
| | PR. | SEC. 1 | SEC. 2 | SEC. 3 | H. H. SCOTT PART No. | Stancor PART No. | Thorndon PART No. |
| T1 | 117VAC ② .28A | 500VCT ② .001A | 6.3VAC L 3A | 25VAC ② .280A | TR-5-2 | | |

COILS

| ITEM No. | USE | REPLACEMENT DATA | | | NOTES |
|----------|------------|----------------------|-------------------|-----------------|-------|
| | | H. H. SCOTT PART No. | MEISSNER PART No. | MILLER PART No. | |
| L1 | Tone Choke | | | | |

PARTS LIST AND DESCRIPTIONS (Continued)

| ITEM No. | RATING CURRENT (Measured) | H. H. SCOTT PART No. | REPLACEMENT DATA | | NOTES |
|----------|---------------------------|----------------------|------------------|-----------------|-------|
| | | | FEDERAL PART No. | SARKIS PART No. | |
| M1 | .280A | | 1018 | B1B | 604B |

SELENIUM RECTIFIER

FUSES

| ITEM No. | TYPE | RATING | REPLACEMENT DATA | | | |
|----------|------|-----------|----------------------|-------------------------|---------------|--------|
| | | | H. H. SCOTT PART No. | LITTELFUSE PART No. | BUSS PART No. | |
| M2 | 3AG | 1/4A 250V | FUSE | FUSE | FUSE | HOLDER |
| | | | | 312.500 (3AG 1/4A 250V) | AGC 1/2 | HKP |

MISCELLANEOUS


| ITEM No. | PART NAME | H. H. SCOTT PART No. | NOTES |
|----------|----------------|----------------------|-----------------------------------|
| M3 | Indicator Lamp | | |
| M4 | Switch | | Neon (Not used in some versions) |
| M5 | Switch | | Selector (Rotary Water Type) |
| M6 | Switch | | Range (Rotary Water Type) |
| M7 | Switch | | Rumble Supp. (Slide Type DPST) |
| M8 | Switch | | Monitor (Slide Type DPST) |
| M9 | Switch | | Pickup (Slide Type DPST) |
| M10 | Switch | | Volume-Loudness (Slide Type DPST) |
| | | | Power-On-Off (Toggle Type) |

H. H. SCOTT
MODEL 121-C

FOLDER 10



H. H. SCOTT
MODEL 121-C




H. H. SCOTT
MODEL 121-C

| | | |
|---------------|---|---|
| TRADE NAME | H. H. Scott Model 121-C | |
| MANUFACTURER | Hermon Hosmer Scott, Inc., 111 Powdermill Road, Maynard, Mass. | |
| TYPE SET | AC Operated 9 Channel Equalizer Preamplifier | |
| TUBES (Seven) | Types 12AU7 Preamp. - AF Amp., 12AX7 AF Amplifier, 6AV6 Bias Rect. Amp. - Bias Rect., 12AU7 Hi Freq. Gate, 12AU7 Lo Freq. Gate, 12AX7 AF Amp. - Cath. Follower, 6X4 Rectifier | |
| POWER SUPPLY | 110-120 Volts AC - 60 Cycles | RATING .26 Amp. @ 117 Volts AC (25 Watts) |

HOWARD W. SAMS & CO., INC. • Indianapolis 5, Indiana

The listing of any available replacement part herein does not constitute in any case a recommendation, warranty or guaranty by Howard W. Sams & Co., Inc., as to the quality and suitability of such replacement part. The numbers of these parts have been compiled from information furnished to Howard W. Sams & Co., Inc., by the manufacturers of H107

the particular type of replacement part listed. Reproduction or use, without express permission, of editorial or pictorial content, in any manner, is prohibited. No patent liability is assumed with respect to the use of the information contained herein. © 1957 Howard W. Sams & Co., Inc., Indianapolis 5, Indiana. Printed in U.S. of America



CHASSIS BOTTOM VIEW-CAPACITOR IDENTIFICATION

PARTS LIST AND DESCRIPTIONS

| ITEM No. | USE | TYPE | NOTES |
|----------|----------------------------------|-------|-------|
| V1 | Preamp. - AF Amp. | 12AU7 | |
| V2 | AF Amplifier | 12AX7 | |
| V3 | Blas Rect. Amp. - Blas Rectifier | 6AV6 | |

| ITEM No. | USE | TYPE | NOTES |
|----------|-----------------|-------|-------|
| V4 | Hi Freq. Gate | 12A07 | |
| V5 | Lo Freq. Gate | 12A07 | |
| V6 | AF Amp. - Cath. | 12AX7 | |
| V7 | Rectifier | 6X4 | |

CAPACITORS (cont)

| ITEM No. | RATING | | H. H. SCOTT PART No. | REPLACEMENT DATA | | | | | | | NOTES |
|-------------|--------|------|-------------------------|---------------------|-----------------------|--------------------------------|------------------|--------------------|---------------------|--|-------|
| | CAP. | VOLT | | AEROVOX PART No. | CENTRALAB PART No. | CORNELL DUBLIER PART No. | ERIE PART No. | MALORY PART No. | SPRAGUE PART No. | | |
| C38 | .015 | 400 | | DD16-153 | CUB8E15 | ED-015 | GEM-6015 | 6TM-S15 | | | |
| C39 | .01 | 400 | BPD-01 | DD-103 | CUB4S1 | ED-10000 | GEM-411 | 4TM-S1 | | | |
| C40 | .01 | 400 | 1467-00047 | D6-471 | 5W5T17 | ED-470 | UC-5347 | 5GA-T1047 | | | |
| C41 | .001 | 400 | 1468-00001 | D6-101 | 5W5T11 | ED-100 | UC-531 | 5GA-T11 | | | |
| C42 | .220 | 400 | 1468-00022 | D6-221 | 5W5T22 | ED-220 | UC-5322 | 5GA-T22 | | | |
| C43 | .047 | 400 | | D6-503 | CUB4S47 | | GEM-4147 | 4TM-S47 | | | |
| C44 | .033 | 400 | BPD-03 | DF-503 | CUB8E533 | | GEM-4133 | 4TM-S33 | | | |
| C45 | .047 | 400 | BPD-04 | DF-503 | 5W5Q47 | ED-47 | UC-5447 | 5GA-Q47 | | | |
| C46 | .022 | 400 | 1468-000047 | D6-470 | CUB4S22 | ED-02 | GEM-6322 | 4TM-S22 | | | |
| C47 | .01 | 400 | BPD-02 | DD-203 | CUB4S22 | ED-10000 | GEM-411 | 4TM-S1 | | | |
| C48 | .022 | 400 | BPD-01 | DD-103 | CUB4S1 | GP-10000 | GEM-411 | 4TM-S1 | | | |
| C49 | .680 | 400 | 1467-00068 | D6-681 | CUB4S22 | GP-02 | GEM-6122 | 4TM-S22 | | | |
| C50 | .680 | 400 | 1467-00068 | D6-681 | 1W5T68 | ED-680 | UC-5368 | 5GA-T68 | | | |
| C51 | .1 | 400 | 1468N-1 | DF-104 | CUB4P1 | ED-680 | GEM-401 | 4TM-P1 | | | |

ELECTROLYTIC CAPACITORS

| RATING | | REPLACEMENT DATA | | | | SANGAMO PART No. | SPRAGUE PART No. |
|-------------|---------------|-------------------------|---------------------|--------------------------------|---------------------|---------------------|---------------------|
| ITEM No. | CAP. VOIT. | H. H. SCOTT PART No. | AEROVOX PART No. | CORNELL- CORNER PART No. | PYRAMID PART No. | | |
| C1A | 10 350 | | | | | | R2447 * |
| B 10 | 350 | | | | | | |
| C 10 | 350 | | | | | | |
| C 300 | 25 | | | | | | |
| D 300 | 25 | | | | | | |
| C2 | 25 | | | | | | |
| C2 | 25 | | | | | | |
| C3A | 10 450 | | | | | | |
| B 10 | 450 | | | | | | |
| C 25 | 25 | | | | | | |
| C 25 | 25 | | | | | | |
| C 25 | 25 | | | | | | |
| C4A | 10 450 | | | | | | |
| B 10 | 450 | | | | | | |
| C 25 | 25 | | | | | | |
| C 25 | 25 | | | | | | |
| C 25 | 25 | | | | | | |
| C5 | 25 | | | | | | |

FIXED CAPACITORS

Capacity values given in the rating column are in mfd. for Paper Capacitors, and in mmfd. for Mica and Ceramic Capacitors:

| ITEM No. | RATING | | H. H. SCOTT PART No. | REPLACEMENT DATA | | | | | | | NOTES |
|----------|--------|------|----------------------|------------------|--------------------|---------------------------|---------------|-----------------|------------------|----|-------|
| | CAP. | VOLT | | AEROVOX PART No. | CENTRALAB PART No. | CORNELL DUBILIER PART No. | ERIE PART No. | MALLOY PART No. | SPRAGUE PART No. | | |
| C6 | 100 | 400 | | 1468-0001 | D6-101 | 5W5T1 | ED-100 | UC-531 | 5GA-T1 | | |
| C7 | .047 | 400 | | BPD-.05 | D7-503 | CUB4S47 | | UC-531 | 4TM-S47 | | |
| C8 | 33 | 400 | | 1468-000033 | D7-503 | 5W5Q33 | ED-33 | UC-5433 | 5GA-Q33 | | |
| C9 | 100 | 400 | | 1468-0001 | D6-101 | 5W5T1 | ED-100 | UC-531 | 5GA-T1 | | |
| C10 | .047 | 400 | | BPD-.05 | D7-503 | CUB4S47 | | UC-5433 | 4TM-S47 | | |
| C11 | 220 | 400 | | 1468-00022 | D6-221 | 5W5T23 | ED-220 | UC-5322 | 5GA-T22 | | |
| C12 | .01 | 400 | | BPD-.01 | DD-103 | CUB4S1 | GP-10000 | GEM-411 | 4TM-S1 | | |
| C13 | .0082 | 400 | | | | | | | | | |
| C14 | 130 | 400 | | 1469-00013 | DD-103 | 22R5T13 | GP-10000 | GEM-411 | 4TM-S1 | 5% | |
| C15 | .01 | 400 | | BPD-.01 | D6-272 | CUB4S1 | GP-2000 | GEM-6122 | 6TM-S22 | 5% | |
| C16 | .0027 | 400 | | BPD-.02 | D6-272 | CUB4S22 | ED-200 | GEM-6122 | 6TM-S22 | | |
| C17 | .022 | 400 | | 1469-00047 | DD-203 | 22R5Q33 | ED-470 | UC-5347 | MS-333 | | |
| C18 | 33 | 400 | | 1468-00033 | D6-471 | 5W5T47 | GP-10000 | GEM-411 | 5GA-T47 | | |
| C19 | 470 | 400 | | BPD-.01 | DD-103 | CUB4S1 | GP-3300 | GEM-6233 | 4TM-S1 | | |
| C20 | .01 | 400 | | BPD-.01 | D6-332 | CUB4D33 | ED-100 | UC-531 | 6TM-D33 | | |
| C21 | .0033 | 400 | | 1468-0001 | D6-101 | 5W5T1 | GP-2200 | GEM-6222 | 5GA-T1 | | |
| C22 | .0022 | 400 | | BPD-.0022 | D6-222 | CUB6D22 | GP-3300 | GEM-6222 | 6TM-D22 | | |
| C23 | .022 | 400 | | BPD-.02 | D6-203 | CUB4S22 | ED-200 | GEM-6122 | 6TM-S22 | | |
| C24 | .022 | 400 | | BPD-.02 | D6-332 | CUB4D33 | GP-6800 | GEM-6233 | 6TM-D33 | | |
| C25 | .0033 | 400 | | BPD-.0033 | D6-682 | CUB6D68 | ED-400 | GEM-6122 | 6TM-S22 | | |
| C26 | .0068 | 400 | | BPD-.0068 | DD-203 | CUB4S22 | ED-400 | GEM-6122 | 6TM-S22 | | |
| C27 | .022 | 400 | | BPD-.02 | DD-203 | CUB4S22 | GP-2200 | GEM-6222 | 6TM-S22 | | |
| C28 | .022 | 400 | | BPD-.022 | D6-222 | CUB4D22 | ED-680 | UC-5368 | 5GA-T68 | | |
| C29 | .0022 | 400 | | 1467-00068 | D6-681 | 1W5T68 | TCO-62 | GEM-6122 | MS-462 | 5% | |
| C30 | 680 | 400 | | 1469-00068 | DD-203 | 22R5Q62 | ED-400 | GEM-6122 | 6TM-S22 | | |
| C31 | 62 | 400 | | BPD-.02 | DD-203 | CUB4S22 | ED-400 | GEM-6122 | 6TM-S22 | | |
| C32 | .022 | 400 | | BPD-.02 | DD-203 | CUB4S22 | GP-4700 | GEM-6247 | 6TM-D47 | | |
| C33 | .022 | 400 | | BPD-.02 | DD-203 | CUB4S22 | GP-3300 | GEM-6233 | 6TM-D33 | | |
| C34 | .0047 | 400 | | BPD-.0047 | D6-472 | CUB6D47 | GP-3300 | GEM-6233 | 6TM-D33 | | |
| C35 | .0033 | 400 | | BPD-.0033 | D6-332 | CUB4D33 | GP-3300 | GEM-6233 | 6TM-D33 | | |
| C36 | .047 | 400 | | BPD-.047 | DD-503 | CUB4S47 | GP-10000 | GEM-4147 | 4TM-S47 | | |
| C37 | .01 | 400 | | BPD-.01 | DD-103 | CUB4S1 | GP-10000 | GEM-411 | 4TM-S1 | | |

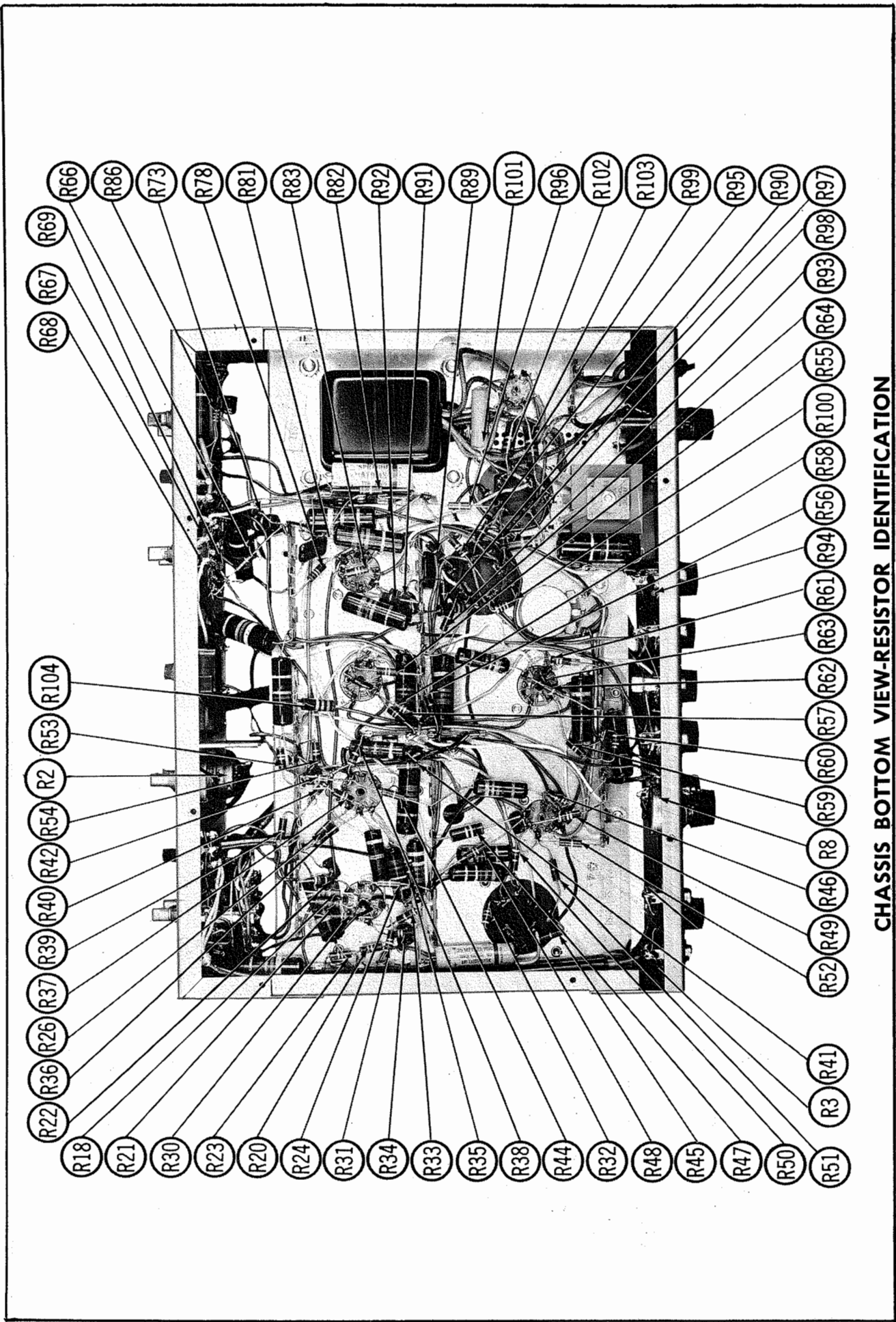
CONTROLS

| ITEM No. | RATING | | H. H. SCOTT PART No. | CENTRAL8 PART No. | REPLACEMENT DATA | | | INSTALLATION NOTES |
|----------|----------------|----------------|----------------------|-------------------|--------------------|-----------------------------|------------------|--------------------|
| | RESIST. ANSICE | WATTS | | | CLAROSTAT PART No. | IRC PART No. | MALLORY PART No. | |
| R1A | 500K | RCV-500K-TT-3F | ABT-160 | Q18-133XX | UDT-283 | Loudness, Tap @ 100K & 275K | | |
| R2 | B Shatt | RCV-4000-3F | AK-3 | Not Req. | UT-443 | DFNAURAL | | |
| R3 | 4000G | RCV-LMT-3F | B-12 | Q17-114 | UT-443 | Yreble, Tap @ 800K | | |
| R4 | IMeg | RCV-LMT-3F | BT-11 | Q19-137X | UT-443 | Base, Tap @ 600K | | |
| R5A | IMeg | RCV-LM-3-SWR | BT-11 | Roll-Off | | | | |
| R6 | Switch | | | | | | | |
| R7A | 500K | RCV-LMT-3F | BT-71 | Q19-137X | UT-443 | Turnover, Tap @ 600K | | |
| R7B | 500K | RCV-100K-S | B-40 | A47-100K-S | | Pick Up Load | | |
| R8A | 500K | RCV-100K-S | B-60 | RS-2 | Not Req. | Preamp Level | | |
| R8B | B Shatt | RCV-500K-3 | Not Req. | Q13-133 | Not Req. | | | |
| R9A | 500K | RCV-500-S | AB-4 | A47-500-S | Not Req. | Hum Adjust | | |
| R10A | 500K | RCV-500K-3 | AK-1 | Q11-103 | Not Req. | Level (Spare) | | |
| R11A | 500K | RCV-500K-3 | B-60 | FKS-1/4 | Not Req. | Level (Extra) | | |
| R12A | 500K | RCV-500K-3 | B-60 | A47-500K-Z | Not Req. | Level (TV) | | |
| R13A | 500K | RCV-500K-3 | B-60 | RS-2 | Not Req. | Level (Tape) | | |
| R14A | 500K | RCV-500K-3 | B-60 | A47-500K-Z | Not Req. | Level (Turner) | | |
| R15A | 500K | RCV-500K-3 | B-60 | RS-2 | Not Req. | | | |
| R16A | 500K | RCV-500K-3 | B-60 | A47-500K-Z | Not Req. | | | |
| R17A | 500K | RCV-500K-3 | B-60 | RS-2 | Not Req. | | | |
| R18A | 500K | RCV-500K-3 | B-60 | A47-500K-Z | Not Req. | | | |
| R19A | 500K | RCV-500K-3 | B-60 | RS-2 | Not Req. | | | |
| R20A | 500K | RCV-500K-3 | B-60 | A47-500K-Z | Not Req. | | | |
| R21A | 500K | RCV-500K-3 | B-60 | RS-2 | Not Req. | | | |
| R22A | 500K | RCV-500K-3 | B-60 | A47-500K-Z | Not Req. | | | |
| R23A | 500K | RCV-500K-3 | B-60 | RS-2 | Not Req. | | | |
| R24A | 500K | RCV-500K-3 | B-60 | A47-500K-Z | Not Req. | | | |
| R25A | 500K | RCV-500K-3 | B-60 | RS-2 | Not Req. | | | |

RESISTORS


All wattages 1/2 watt, or less, unless otherwise listed.

| ITEM No. | RATING | | REPLACEMENT DATA | | NOTES |
|----------|--------|------|----------------------|--------------|-------|
| | OHMS | WATT | H. H. SCOTT PART No. | IRC PART No. | |
| R15 | 100K | | BTS-100K | BTS-470K | |
| R16 | 47K | | BTS-47K | BTS-270K | |
| R17 | 2.2Meg | | BTS-2.2Meg | BTS-10K | |
| R18 | 4.7Meg | | BTS-4.7Meg | BTS-470K | |
| R19 | 2.2Meg | | BTS-2.2Meg | BTS-47K | |
| R20 | 82K | | BTS-82K | BTS-4700 | |
| R21 | 10Meg | | BTS-10Meg | BTS-68K | |
| R22 | 4700Ω | | BTS-4700 | BTS-4.7Meg | |
| R23 | 150K | | BTS-150K | BTS-2.2Meg | |
| R24 | 2700Ω | | BTS-2700 | BTS-100K | |
| R25 | 220K | | BTS-220K | BTS-400K | |
| R26 | 100K | | BTS-100K | BTS-2.2Meg | |
| R27 | 68K | | BTS-68K | BTS-420K | |



H. H. SCOTT
MODEL 121-C

CHASSIS BOTTOM VIEW-RESISTOR IDENTIFICATION



CHASSIS TOP VIEW

