




PHOTOFACT[®] with

CIRCUITRACE[®]

For Supplier Address See PHOTOFACT Index

NOTE: Manufacturer Part Numbers Shown Are BENDIX



SAAB MODEL 8BSA
(1968)

ALIGNMENT INSTRUCTIONS

Check for specified source voltage.
Use only enough generator output
to provide a usable indication.
Suggested Alignment Tools:

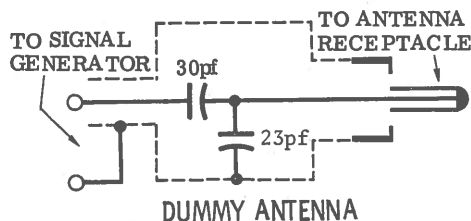
A1 thru A4....GENERAL CEMENT 9296,9297,9300
WALSCO #2510,2546,2547
A5,A6,A7.....GENERAL CEMENT 8271,8868,9087
WALSCO #2521,2528,2587

PUSH-BUTTON ADJUSTMENT

1. Pull button out.
2. Tune manually to desired station.
3. Press button in firmly.
4. Repeat for remaining buttons.

	GENERATOR COUPLING	GENERATOR FREQUENCY	RADIO DIAL SETTING	INDICATOR	ADJUST	REMARKS
1.	High side thru .1mfd to point A , low side to ground.	262.5KC 400 cycle modulation	High freq. end stop.	Output meter across voice coil.	A1,A2, A3,A4	Adjust for maximum.
2.	Thru dummy antenna to antenna input.	1605KC	"	"	A5,A6, A7	"
Step 3 is not necessary unless tuner or associated components have been disturbed. If necessary, back tuning cores (A8,A9,A10) out of coils but not out of forms. Repeat Step 2.						
3.	Thru dummy antenna to antenna input.	1000KC	Tune to signal	Output meter across voice coil	A8,A9, A10	Adjust for maximum. Repeat Steps 2 and 3 until no further improvement is noted

With radio installed in car and antenna extended to desired height, tune in a weak station near 1400KC and adjust A7 for maximum output. Antenna adjustment (A7) is located on left rear center.



SAAB MODEL 8BSA

HOWARD W. SAMS & CO., INC. Indianapolis, Indiana 46206

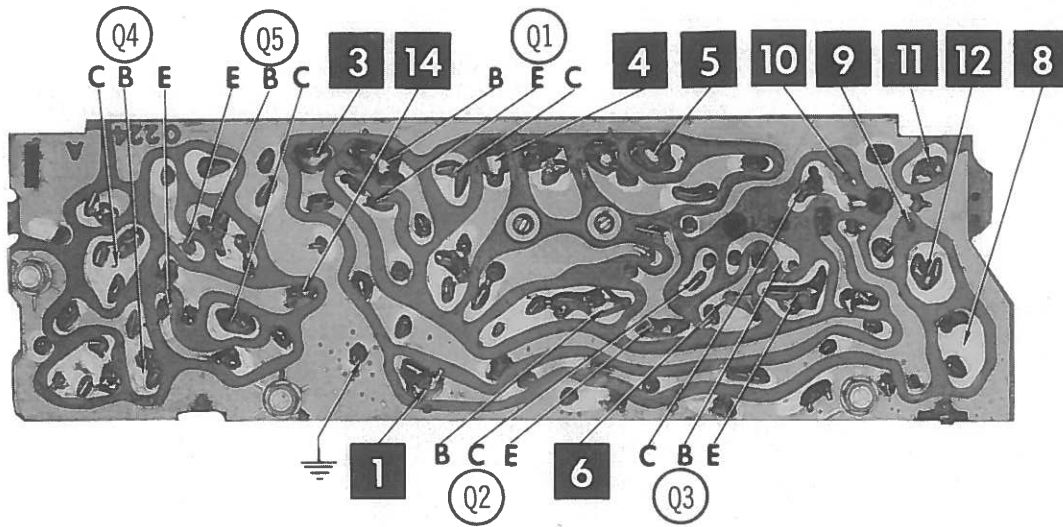
© 1970 Howard W. Sams & Co., Inc. Printed in U. S. of America

TD552R

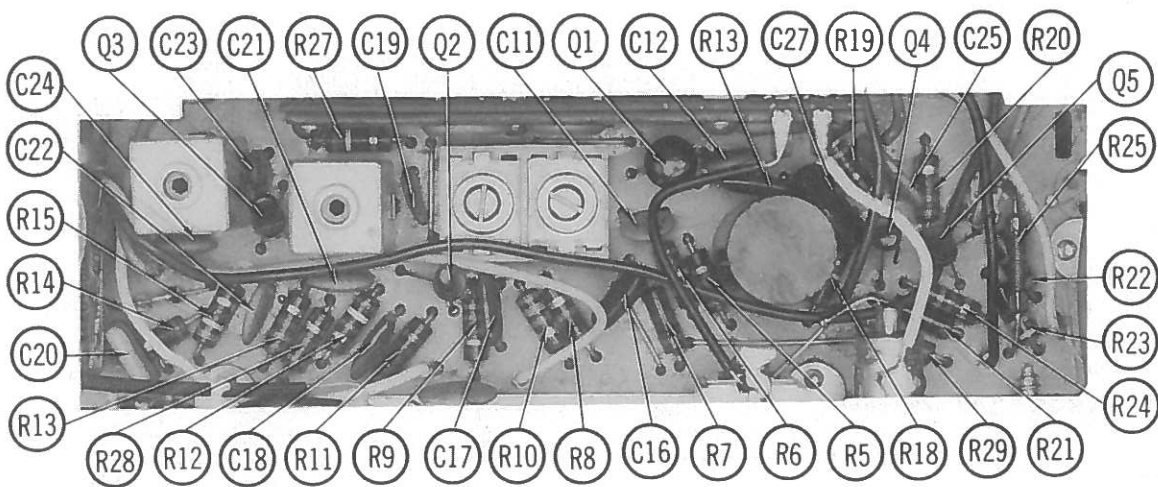


© Howard W. Sams & Co., Inc. 1970

SAAB MODEL 8BSA



SAAB MODEL 8BSA



PARTS LIST AND DESCRIPTION

(When ordering parts, state Model, Part Number, and Description.)

Replacement parts shown may be superseded by the availability of newly introduced replacements.
Have your local distributor check Sams COUNTER FACTS® for the most up-to-date replacement.

TRANSISTORS

ITEM No.	TYPE No.	FUNCTION	REPLACEMENT DATA						
			MFGR. PART No.		GENERAL ELECTRIC PART No.	INTERNATIONAL RECTIFIER PART No.	MOTOROLA PART No.	RCA PART No.	SYLVANIA PART No.
Q1		RF Amp	2093308-0704		GE-20	TR-21	HEP54	SK3018	ECG 107
Q2		Converter	2093308-0705		GE-20	TR-21	HEP54	SK3018	ECG 107
Q3		IF Amp	2093308-0706		GE-20	TR-21	HEP54	SK3018	ECG 107
Q4		AF Amp	2092609-0718		GE-10	TR-21	HEP54	SK3020	ECG 123
Q5		AF Amp	2057013-0702		GE-21	TR-19	HEP51	SK3025	ECG 125
Q6		Output	4080187-0507				HEP245 (1)		ECG 152(1)

(1) Use original mounting base.

POWER RECTIFIERS & SIGNAL DIODES

ITEM No.	MFGR. PART OR TYPE No.	REPLACEMENT RECTIFIERS & DIODES			REPLACEMENT RECTIFIERS	NOTES
		GENERAL ELECTRIC PART No.	INTERNATIONAL RECTIFIER PART No.	SYLVANIA PART No.	RCA PART No.	
X1	2092055-0001	1N34AS	1N34A	ECG 109		
X2	2092055-0001	1N34AS	1N34A	ECG 109		

ELECTROLYTIC CAPACITORS

ITEM No.	RATING	REPLACEMENT DATA						
		PART No.	AEROVOX PART No.	CENTRALAB PART No.	CORNELL-DUBILIER PART No.	GENERAL ELECTRIC PART No.	MALLORY PART No.	SPRAGUE PART No.
C1A	900 16V	2092983-0711	PWH2-02-065	BPC0012				PCL-2182
B	700 16V							
C2A	50 4V	2092246-0710	BCD3X100050					
B	1000 4V							

CAPACITORS

ITEM No.	RATING	REMARKS	REPLACEMENT DATA					
			AEROVOX PART No.	CENTRALAB PART No.	CORNELL-DUBILIER PART No.	ELMENCO PART No.	MALLORY PART No.	SPRAGUE PART No.
C10	45-250	#219083-0010				S464		
C11	47		NPO-DI 50	DTZ-50	CX601CG470K	CCT0-510	CN0450	10TCC-Q50
C12	820		GPD X5F821K	DD-821	JBY601YP821K	CCD-821	GP382	10TS-T82
C13	.01		TTP-01	CK-103	HOY101ZV103P	CCD-103	TA110	TG-S10
C14A	305-375	#2092422-0718						
B	180							
C	370-445							
C15	.05		TTP-05	CK-503	HOV101ZV503Z	CCD-503	TA150	TGL-S50
C16	.01		TTP-01	CK-103	HOY101ZV103P	CCD-103	TA110	TG-S10
C17	.01		TTP-01	CK-103	HOY101ZV103P	CCD-103	TA110	TG-S10
C18	.01		TTP-01	CK-103	HOY101ZV103P	CCD-103	TA110	TG-S10
C19	82 N1500					*	*	10TCW-Q82
C20	.05		TTP-05	CK-503	HOV101ZV503Z	CCD-503	TA150	TGL-S50
C21	.1		TTP-1	CK-104	HOV101ZV104Z	CCD-503	TA010	TG-P10
C22	.1		TTP-1	CK-104	HOV101ZV104Z	CCD-331	TA010	TG-P10
C23	330		GPD X5F331K	DD-331	JBZ601YP331K	CCD-331	GP333	10TS-T33
C24	.005		TTP-005	CK-502	HOY101ZV502P	CCD-502	TA250	TG-D50
C25	.2			UK-204	HCZ3R0XR224P		MAG3022	HY-125
C26	.2			UK-204	HCZ3R0XR224P		MAG3022	HY-125
C27	.05		TTP-05	CK-503	HOV101ZV503Z	CCD-503	TA150	TGL-S50
C28	.05 100V		DBE6S5		DPMS6S5	6DP-3-503	PVC615	6PS-S50
C29	275	#2093050-0705						

Bendix Part Number.

* Not normally in distributor's stock. Available thru distributor on order to manufacturer.

CONTROLS (All wattages 1/2 watt, or less, unless listed)



ITEM No.	FUNCTION	RESIST-ANCE	REPLACEMENT DATA				
			MFGR. PART No.	CENTRALAB PART No.	CLAROSTAT PART No.	CTS—IRC PART No.	MALLORY PART No.
R1A B	Tone Volume/Switch	25K 25K Tap @ 3000	4080288-0703	F1-25K (1), R14-25K, FFS107, RFS112, KR-7		* QJ-2609A	P253L (1), RU253T53, OX1437A, IS1750 US42

* "CONCENTRIKIT" Equivalent: K8 Kit with Base Elements & Shafts: B11-120, P22-115 (Panel), B19-119X, R26-121 (Rear), R5 (2) (Retainer), 76-2 (Switch)

(1) Use original spring mounting clips.

(2) Cut off the tab ears (R5) and use original spring mounting clips.

(CONTINUED ON PAGE 120)



PARTS LIST AND DESCRIPTION (CONTINUED)

(When ordering parts, state Model, Part Number, and Description.)

Replacement parts shown may be superseded by the availability of newly introduced replacements.
Have your local distributor check Sams COUNTER FACTS® for the most up-to-date replacement.

RESISTORS (Power and Special)

ITEM No.	RATING	REPLACEMENT DATA			ITEM No.	RATING	REPLACEMENT DATA		
		IRC PART No.	WORKMAN PART No.	MFGR. PART No.			IRC PART No.	WORKMAN PART No.	MFGR. PART No.
R25	.8 (PTC)			2090948-0026					

COILS (RF-IF)

ITEM No.	USE	REPLACEMENT DATA			
		PART No.	MEISSNER PART No.	MILLER PART No.	WORKMAN PART No.
L1 L2 L3 L4 L5	Antenna RF Oscillator Input IF Output IF	(1) (1) (1) 2057715-0701 2057715-0703			

(1) Part of M2.

FILTER CHOKE

ITEM No.	RATINGS			REPLACEMENT DATA					NOTES
	CURRENT (Measured)	DC RES.	INDUCTANCE (0 CURRENT 1000~)	PART No.	MERIT PART No.	STANCOR PART No.	THORDARSON PART No.	TRIAD PART No.	
L6	450ma	.6	1.5mh	2092050-0737					

TRANSFORMER (Audio Output)

ITEM No.	IMPEDANCE		REPLACEMENT DATA					NOTES
	PRI.	SEC.	MFGR. PART No.	MERIT PART No.	STANCOR PART No.	THORDARSON PART No.	TRIAD PART No.	
T1	17	8	2057317-0705					

SPEAKER

ITEM No.	TYPE	REPLACEMENT DATA			NOTES
		PART No.	JENSEN PART No.	QUAM PART No.	
SP1	5" x 7" PM 8 ohms	2093191-0503			

FUSE DEVICES

ITEM No.	DESCRIPTION	REPLACEMENT DATA						
		PART No.		BUSS PART No.		LITTELFUSE PART No.		WORKMAN PART No.
		DEVICE	HOLDER	DEVICE	HOLDER	DEVICE	HOLDER	DEVICE
F1	AGA 5 Amp	2091811-0007	2094348-0540	AGA 5	HAF	301005	150145	

MISCELLANEOUS

ITEM No.	PART NAME	PART No.	NOTES
M1 M2	Lamp, Dial Tuner Coil Assembly	2091877-0004 2094851-0513 2057171-0008	#1892

CABINETS & CABINET PARTS (When ordering specify model, chassis & color)

ITEM	PART No.	ITEM	PART No.
Escutcheon Dial Glass Dial Pointer	4080271-0503 4080569-0005 2090129-0107	Push Button Knob, Tuning or Volume Knob, Tone	4080215-0001 2091420-0503 2094480-0002

WIRING DATA

General-use Unshielded Hook-up Wire	Use BELDEN No. 8530 (Solid) Available in 12 Colors 8524 (Stranded) Available in 12 Colors
Shielded Hook-up Wire	Use BELDEN No. 8885
Rear Seat Speaker Extension Cable	Use BELDEN No. 8782 (Stranded) Coded Parallel Leads
Bonding Strap	Use BELDEN No. 8661 (3/8 In.) or 8670 (3/4 In.)