

Measurements taken with vacuum tube voltmeter;
resistors are shown as bottom views.
Capacitors are from socket pin to common negative.
Values are maintained at 117 volts for voltage readings.
Values of component values makes possible a
6% in voltage and resistance readings.
Minimum, proper output load connected.

WHITLEY MODEL
"Murasonde" AP1000

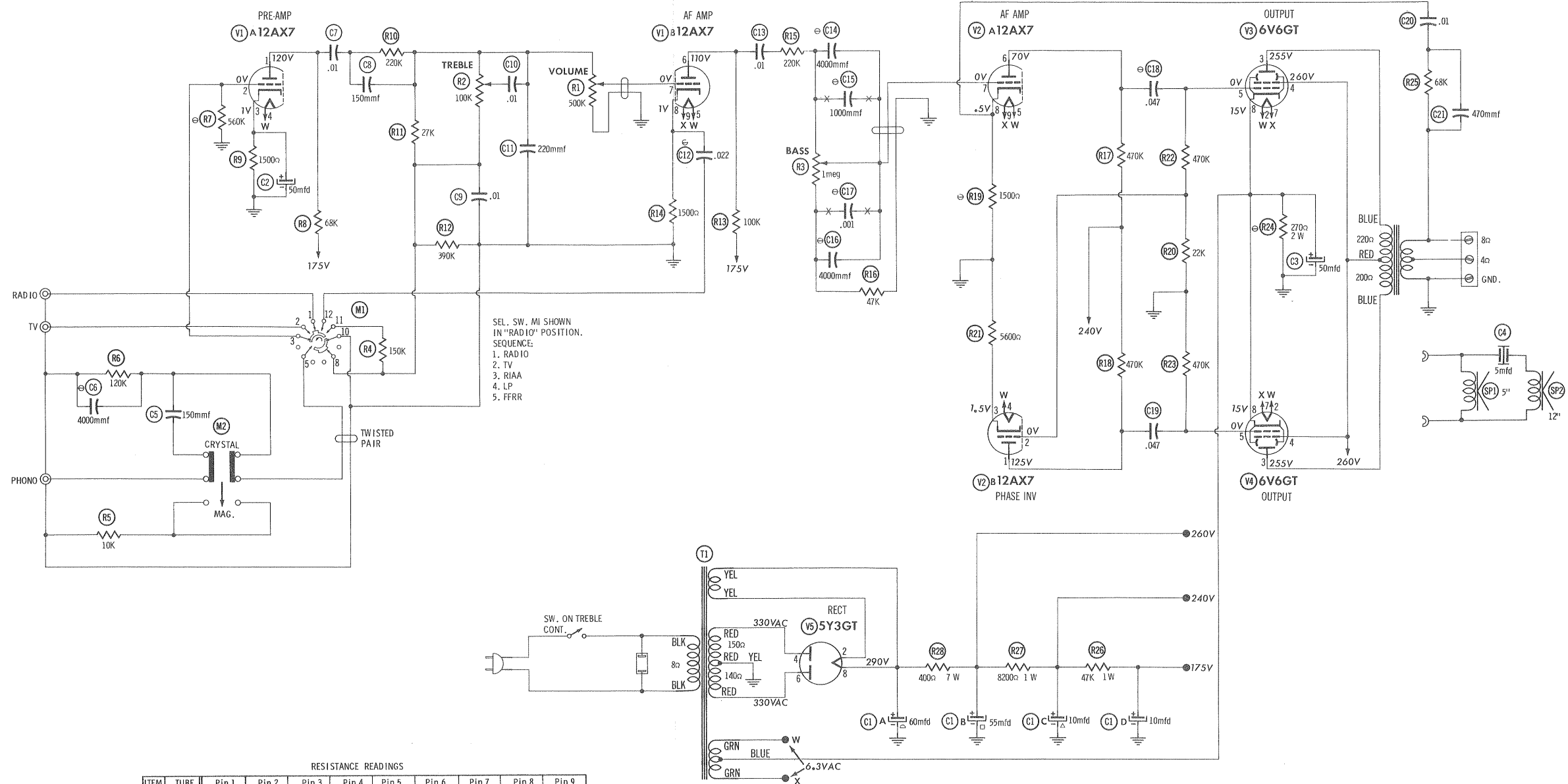


WHITLEY MODEL
"Murasonde" AP1000

TRADE NAME	Whitley Model "Murasonde" AP1000	
MANUFACTURER	Whitley Electronics, Inc. , Columbia City, Ind.	
TYPE SET	AC Operated 3 Channel Equalizer Preamplifier	
TUBES (Five)	Types 12AX7 Preamp. -AF Amp. , 12AX7 AF Amp. -Phase Inv. , (2) 6V6GT Output, 5Y3GT Rectifier	
POWER SUPPLY	110-120 Volts AC - 60 Cycles	RATING . 55 Amp. @ 117 Volts AC (57 Watts)

HOWARD W. SAMS & CO., INC. • Indianapolis 5, Indiana


"The listing of any available replacement part herein does not constitute in any case a recommendation, warranty or guaranty by Howard W. Sams & Co., Inc., as to the quality and suitability of such replacement part. The numbers of these parts have been compiled from information furnished to Howard W. Sams & Co., Inc., by the manufacturers of the particular type of replacement part listed."
"Reproduction or use, without express permission, of editorial or pictorial content, in any manner, is prohibited. No patent liability is assumed with respect to the use of the information contained herein. Copyright 1957 by Howard W. Sams & Co., Inc., Indianapolis 5, Indiana, U. S. of America. Copyright under international Copyright-Union. All rights reserved under Inter-American Copyright Union (1910) by Howard W. Sams & Co., Inc." Printed in U. S. of America



WHITLEY MODEL
"Murasonde" AP1000

TRADE NAME
MANUFACTURER
TYPE SET
TUBES (Five)
POWER SUPPLY

"The listing of any available case a recommendation, with as to the quality and suitability parts have been compiled by Inc., by the manufacturers "Reproduction or use, with G944



CHASSIS BOTTOM VIEW

PARTS LIST AND DESCRIPTIONS
TUBES (GENERAL ELECTRIC, SYLVANIA)

ITEM No.	USE	TYPE	NOTES	ITEM No.	USE	TYPE	NOTES
V1	Preamp. -1st AF Amp.	12AX7		V4	Output Rectifier	6V6GT	
V2	2nd AF Amp. -Phase Inv.	12AX7		V5		5Y3GT	
V3	Output	6V6GT					

ELECTROLYTIC CAPACITORS

ITEM No.	RATING		WHITLEY PART No.	REPLACEMENT DATA				SPRAGUE PART No.
	CAP.	VOLT.		AEROVOX PART No.	CORNELL DUBIER PART No.	MALLORY PART No.	PYRAMID PART No.	
C1A	•80	350		AFH4-94-75	BO340	FB377.4		Q-055
B	•55	350			BBRD145	TC58		FMD-4530
C	4.0	350						
D	50	350						
C2	50	25		PRS25V50	BBR50-25	TC29	TD-50-25	FM-0250
C3	50	25		PRS25V50	BBR50-25	TC29	TD-50-25	FM-0250
C4	5	50	(Note 1)	PRS50VNP4	BRH015	TC32†		MT-0510
					BRH015†	TC32		MT-0510†

Note 1: Non-polarized unit.
* Non catalog item.
† Connect negative leads together.

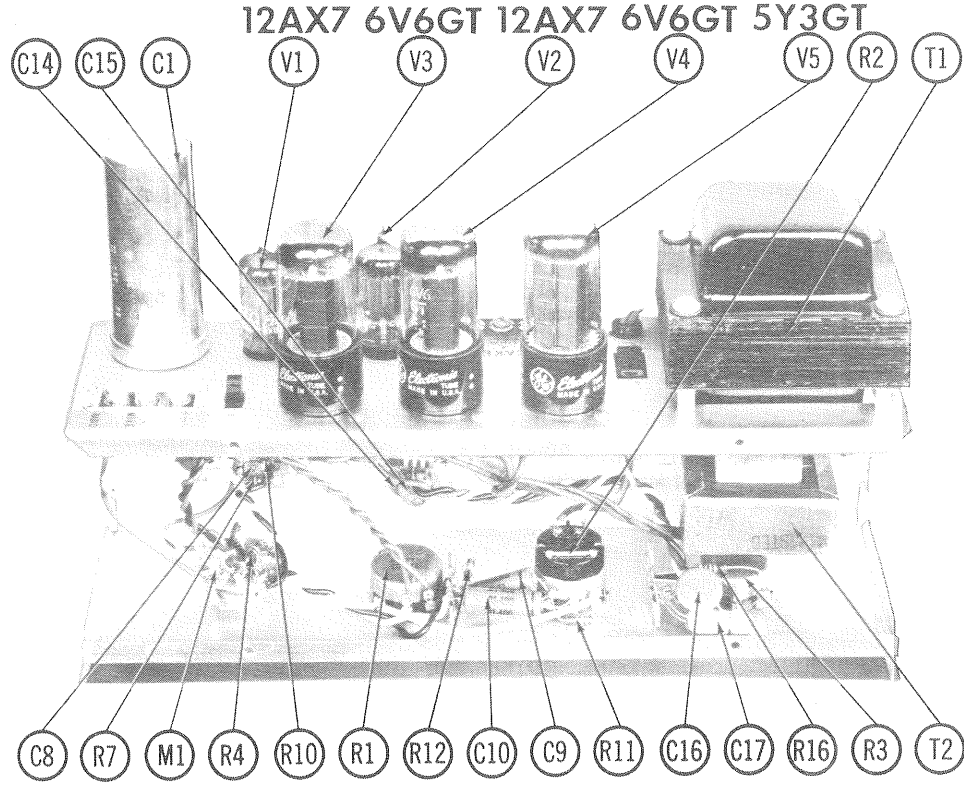
FIXED CAPACITORS

Capacity values given in the rating column are in mfd. for Paper Capacitors, and in mmfd. for Mica and Ceramic Capacitors.

ITEM No.	RATING		WHITLEY PART No.	REPLACEMENT DATA				SPRAGUE PART No.	NOTES
	CAP.	VOLT.		AEROVOX PART No.	CENTRALAB PART No.	CORNELL DUBIER PART No.	ERIE PART No.		
C5	150			BPD-00015	DD-151	L10T15	ED-150	UC-5315	Note 1
C6	4000			BPD-004	DD-402	BYA10D4	ED-004	UC-5240	
C7	•01	400		BPD-01	DD-103	CUB4S1	GP-10000	GEM-411	
C8	150			1468-00015	DD-151	5W5T15	ED-150	UC-5315	
C9	•01	400		BPD-01	DD-103	CUB4S1	GP-10000	GEM-411	
C10	•01	400		BPD-01	DD-103	CUB4S1	GP-10000	GEM-411	
C11	220			BPD-00022	DD-221	L10T22	ED-220	UC-5322	
C12	•022	400		BPD-02	DD-203	CUB4S22	ED-02	GEM-4122	
C13	•01	400		BPD-01	DD-103	CUB4S1	GP-10000	GEM-411	
C14	4000			BPD-004	DD-402	BYA10D4	ED-004	UC-5240	
C15	1000			BPD-001	DD-102	BYAGD1	ED-001	DC521	Note 2
C16	4000			BPD-004	DD-402	BYA10D4	ED-004	UC-5240	Note 3
C17	•001	800		BPD-001	DD-102	CUB6D1	GP-1000	GEM-621	Note 2
C18	•047	400		BPD-05	DF-503	CUB4S47	GP-4147	GEM-4147	Note 3
C19	•047	400		BPD-05	DF-503	CUB4S47	GP-4147	GEM-4147	Note 2
C20	•01	400		BPD-01	DD-103	CUB4S1	GP-10000	GEM-411	
C21	470			BPD-00047	DD-471	BYA10T47	ED-470	UC-5347	

Note 1: Some versions may use 4700MMF in this application.
Note 2: Some versions may use 5000MMF in this application.
Note 3: Not used in some versions.
Note 4: Some versions may use 20000MMF in this application.

CHASSIS—TOP VIEW



- C6C12R13R8C11R14R9C2C7C13R15R21R19R20C20R25
- C14C15C1
- V1V3V2V4V5R2T1
- C8R7M1R4R10R1R12C10C9R11C16C17R16R3T2

CHASSIS BOTTOM VIEW

PARTS LIST AND DESCRIPTIONS
TUBES (GENERAL ELECTRIC, SYLVANIA)

ITEM No.	USE	TYPE	NOTES	ITEM No.	USE	TYPE	NOTES
V1	Preamp.-1st AF Amp.	12AX7		V4	Output Rectifier	6V6GT	
V2	2nd AF Amp.-Phase Inv.	12AX7		V5		5Y3GT	
V3	Output	6V6GT					

ELECTROLYTIC CAPACITORS

ITEM No.	RATING CAP.	VOLT.	WHITLEY PART No.	AEROVOX PART No.	CORNELL-DUBIER PART No.	MALLORY PART No.	PYRAMID PART No.	SANGAMO PART No.	SPRAGUE PART No.
C1A	.60	350		AFH4-94-75	BQ340	EP277.4		Q-055	R2388*
C1B	.55	350			BBRD145	TC88		FMD-4530	
C1C	.40	350							
C2	10	25		PRS25V50	BBR50-25	TC29	TD-50-25	FM-0250	TVA-1206
C3	50	25	(Note 1)	PRS25V50	BBR50-25	TC29	TD-50-25	FM-0250	TVA-1206
C4	5	50		PRS50VNP4	BRU15	TC32		MT-0510	R2415*


Note 1: Non-polarized unit.
* Non-stacking item.
† Connect negative leads together.

FIXED CAPACITORS

ITEM No.	RATING CAP.	VOLT.	WHITLEY PART No.	AEROVOX PART No.	CORNELL-DUBIER PART No.	CENTRALAB PART No.	ERIE PART No.	MALLORY PART No.	SPRAGUE PART No.	NOTES
C5	150			BPD-00015	L10T15	DD-151	ED-150	UC-5315	5GA-T15	
C6	4000			BPD-004	BYA10D4	DD-402	ED-004	UC-5240	5HK-D4	Note 1
C7	.01	400		BPD-01	CUB4S1	DD-103	GP-10000	GEM-411	4TM-S1	
C8	150			1468-00015	5W5T15	DD-151	ED-150	UC-5315	1FM-315	
C9	.01	400		BPD-01	CUB4S1	DD-103	GP-10000	GEM-411	4TM-S1	
C10	.01	400		BPD-01	CUB4S1	DD-103	GP-10000	GEM-411	4TM-S1	
C11	220	400		BPD-00022	L10T22	DD-221	ED-220	UC-5322	5GA-T22	
C12	.022	400		BPD-02	CUB4S22	DD-203	ED-02	GEM-4122	4TM-S22	Note 4
C13	.01	400		BPD-01	CUB4S1	DD-103	GP-10000	GEM-411	4TM-S1	
C14	4000			BPD-004	BYA10D4	DD-402	ED-004	UC-5240	5HK-D4	Note 2
C15	1000			BPD-001	BYA10D1	DD-102	ED-001	DC521	5HK-D1	Note 3
C16	4000			BPD-004	BYA10D4	DD-402	ED-004	UC-5240	5HK-D4	Note 2
C17	.001	600		BPD-001	CUB6D1	DD-102	GP-1000	GEM-621	6TM-D1	Note 3
C18	.047	400		BPD-05	DF-503	DD-102	GP-1000	GEM-621	6TM-D1	Note 3
C19	.047	400		BPD-05	CUB4S47	DD-102	GP-1000	GEM-621	6TM-D1	Note 2
C20	.01	400		BPD-01	CUB4S1	DD-103	GP-10000	GEM-411	4TM-S1	Note 2
C21	.470			BPD-00047	BYA10T47	DD-471	ED-470	UC-5347	5GA-T47	

Note 1: Some versions may use 4700MMMF in this application.
Note 2: Some versions may use 5000MMMF in this application.
Note 3: Not used in some versions.
Note 4: Some versions may use 20000MMMF in this application.

CHASSIS—TOP VIEW



PARTS LIST AND DESCRIPTIONS (Continued)

ITEM No.	RATING RESIST-ANCE	WATTS	WHITLEY PART No.	CENTRALAB PART No.	CLAROSTAT PART No.	IRC PART No.	MALLORY PART No.	INSTALLATION NOTES
R1A	500K	1/2	220003	B-60	A47-500K-Z			Loudness
R2A	100K	1/2	220001	Not Req.	A47-100K-S			Treble
R3A	1Meg	1/2	220002	Not Req.	A47-1Meg-S			Bass

CONTROLS

ITEM No.	RATING OHMS	WATT	WHITLEY PART No.	CENTRALAB PART No.	CLAROSTAT PART No.	IRC PART No.	MALLORY PART No.	INSTALLATION NOTES
R4	150K			BTS-150K				
R5	10K			BTS-10K				
R6	120K			BTS-120K				
R7	560K			BTS-560K				
R8	68K			BTS-68K				
R9	1500Ω			BTS-1500				
R10	220K			BTS-220K				
R11	27K			BTS-27K				
R12	300K			BTS-300K				
R13	100K			BTS-100K				
R14	1500Ω			BTS-1500				
R15	220K			BTS-220K				

Note 1: Some versions may use 470K in this application.
Note 2: Some versions may use 250Ω , 2W in this application.

RESISTORS

ITEM No.	RATING OHMS	WATT	WHITLEY PART No.	CENTRALAB PART No.	CLAROSTAT PART No.	IRC PART No.	MALLORY PART No.	INSTALLATION NOTES
R16	47K			BTS-47K				
R17	470K			BTS-470K				
R18	470K			BTS-470K				
R19	1500Ω			BTS-1500				
R20	22K 5%			BTS-22K 5%				
R21	5600Ω 5%			BTS-5600 5%				
R22	470K 5%			BTS-470K 5%				
R23	470K			BTS-470K				
R24	270Ω			BTS-270				
R25	68K			BTS-68K				
R26	47K			BTA-47K				
R27	8200Ω			BTA-8200				
R28	400Ω							

PARTS LIST AND DESCRIPTIONS (Continued)

ITEM No.	IMPEDANCE	WHITLEY PART No.	Holldorson PART No.	Merit PART No.	Stencor PART No.	Thordorson PART No.	NOTES
T2	7000Ω 8Ω CT	1895	Z1404 ①	A-3027	A-3831 ①	24556 ①	① Drill new mounting hole.

SPEAKER

ITEM No.	TYPE	WHITLEY PART No.	QUAM PART No.	NOTES
SP1	5" PM	10Q	V5D6	
SP2	12" PM	6-8Ω	V12J65	12A10X

MISCELLANEOUS

ITEM No.	PART NAME	WHITLEY PART No.	NOTES
M1	Switch		
M2	Switch		

TRANSFORMER (POWER)

ITEM No.	RATING PRI.	SEC. 1	SEC. 2	SEC. 3	WHITLEY PART No.	Holldorson PART No.	Merit PART No.	Stencor PART No.	Thordorson PART No.	Tried PART No.
T1	117VAC 60VCT ② .55A	5V ② .070A	2A ② 1.44A			P9305		PM8408	22R04	R-9B