

PARTS LIST AND DESCRIPTION (CONTINUED)

(When ordering parts, state Model, Part Number, and Description.)

CONTROLS (All wattages 1/2 watt, or less, unless listed)

ITEM No.	FUNCTION	RESISTANCE	REPLACEMENT DATA				
			MFGR. PART No.	CENTRALAB PART No.	CLAROSTAT PART No.	CTS-IRC PART No.	MALLORY PART No.
R1a	Volume (Right)	1meg	95100-70 (95100-070)	F2-1meg (1) R2-1meg, SF012,CPL-2	NP-1meg-Z (1), NR-1meg-Z, NML-A-300, DC-2	B13-137, B13-137,TM5 (1) QCM or [BU11,BU16 CF26,CR21,SS6, SS7A,DC1]*	P16A (1), RU16A, CS3500
b	Volume (Left)	1meg					
R2a	Tone (Right)	500K	95100-75 (95100-075)	F2-500K (1), R2-500K SS012, CPL-2	NP-500K-Z (1) NR-500K-Z, NML-A-300, DC-2	B13-133,B13-133, TM5 (1),QCM or [BU11,BU16,CF25, CR20,SS6,SS7A, DC1]*	P55A (1),RU55A, CS3500
b	Tone (Left)	500K					
R3	Balance	5meg	95100-56 (95100-056)	F1-5meg (1), SN100	B47-5meg-S (1) or [NP-5meg-S (1) NML-A-300]	B11-141,TM4 (1) or [BU11,BU16, SF22,SS6]*	UA56L (1), SN750 or [RU56L(1),SN750] or PTA56L (1)

* "SNAPTROL" (1) Use original mounting bracket.

RESISTORS (Power and Special)

ITEM No.	RATING	REPLACEMENT DATA		ITEM No.	RATING	REPLACEMENT DATA	
		WORKMAN PART No.	MFGR. PART No.			WORKMAN PART No.	MFGR. PART No.
R18	1 1/2W	WS 1.0	43689-010	R27	1 1/2W	WS 1.0	43689-010
R19	1 1/2W	WS 1.0	43689-010	R28	1 1/2W	WS 1.0	43689-010

TRANSFORMER (Power)

ITEM No.	RATING		REPLACEMENT DATA				NOTES
	PRI.	SEC. 1	MFGR. PART No.	STANCOR PART No.	THORDARSON PART No.	TRIAD PART No.	
T1	117VAC @ .05AAC	14VAC @ .16ADC Max.	93570-2			F-112X (1)	(1) New mounting holes required.

SPEAKER

ITEM No.	TYPE	REPLACEMENT DATA		NOTES
		MFGR. PART No.	QUAM PART No.	
SP1	5 1/4" PM, 16 ohms	67023-002		Model 40M14-12.
SP2	5 1/4" PM, 16 ohms	67023-002		
	6" PM, 16 ohms	46408-011 (1)		Model 40M08-18
	16 ohms	96316-11 (1)		Model 40P34-19
	6" PM, 16 ohms	46408-16 (1)		Model 40M11-28

PHONO CARTRIDGE & NEEDLES

ITEM No.	REPLACEMENT DATA						NOTES
	MFGR. PART No.		ASTATIC PART No.		ELECTRO-VOICE PART No.		
	CARTRIDGE	NEEDLE	CARTRIDGE	NEEDLE	CARTRIDGE	NEEDLE	
M1	95929-009		142	N72	148	2616	
M2		2003978-5		N72		2123	

MISCELLANEOUS

ITEM No.	PART NAME	PART No.	NOTES
M3	Motor		Phono
S1	Switch		Power (On-Off) On Changer
	Printed Circuit Board	93520-001	Model 40M08-18
	Printed Circuit Board	93559-1	Complete Model 40P34-19
	Printed Circuit Board	93520-1	Board Only Model 40P34-19
	45RPM Spindle Adapter	69205-001	Model 40M14-12, 40M08-18
	45RPM Spindle Adapter	69205-1	Model 40M11-28
	Idler Wheel		WALSCO Replacement: #1499-34

CABINETS & CABINET PARTS (When ordering specify model, chassis & color)

ITEM	MODEL	PART No.	ITEM	MODEL	PART No.
Escutcheon	40M14-12	2006996-001	Knobs	40M14-12	2006722-003
Escutcheon	40M08-18	2006719-001	Knobs	40M08-18	2006722-002
Escutcheon	40M11-28	2006719-1	Knobs	40M11-28	2006722-2
Escutcheon	40P34-19	2006707-1	Knobs	40P34-19	2006722-1
Dustcover	50P32-18,50P33-18	2007862	Knobs	50P32-18,50P33-18	2007090-006

WIRING DATA

General-use Unshielded Hook-up Wire	Use BELDEN No. 8530 (Solid) Available in 12 Colors
Power Cord	8524 (Stranded) Available in 12 Colors
	17106 (Plastic) or 17126 (Rubber) - 6 Ft.
	17109 (Plastic) or 17129 (Rubber) - 9 Ft.
Low-loss Shielded Lead (Interconnecting)	8401 or 8421
Phono Pick-up Arm Cable	Use BELDEN No. 8430 (Two Conductor-Unshielded)
	8429 (Two Conductor-Shielded)
	8419 (Three Conductor-Shielded)

PHOTOFACT® Folder

with CIRCUITRACE®

ARVIN MODEL
40M14-12 (Ch. 1.58201)

MODEL	CHASSIS	CHANGER	ARVIN NO.	MODEL	CHASSIS	CHANGER	ARVIN NO.
40M08-18	1.00341	BSR C-109 (1)	2006703-001	40P34-19	1.53401	BSR AA5016	2001147-5
40M11-28	1.56001	BSR C-109 (1)	2006703-1	50P32-18	1.00241	BSR UA65	2006703-007
40M14-12	1.58201	BSR C-109 (1)	2006703-001	50P33-18	1.00251	BSR UA65	2006703-007

(1) See Servicing Below.

MODEL 40M14-12



RECORD CHANGER SERVICING

FOR SERVICE INFORMATION ON COMPLETE RECORD CHANGER
SEE SIMILAR CHANGER -- PHOTOFACT SET 1109, FOLDER 4.

ADJUSTMENTS

TONE ARM SETDOWN


Adjust screw B1 so the needle sets down in the center of the lead-in groove on a 12-inch record. Turning the screw clockwise moves the set-down point inward.

TONE ARM HEIGHT

Adjust B2 so the top of the tone arm clears a 12-inch record on the center spindle shelf during the change cycle. Turning B2 clockwise decreases the lift-up height.

NEEDLE PRESSURE

Nominal pressure 8 grams. Adjust the tension of the tone-arm tension spring by moving the spring in Anchor B3 to obtain correct needle pressure. Increasing the tension of the spring decreases needle pressure.



CLEANING

Use a cloth dampened with isopropyl alcohol to clean the driving surfaces of the idler wheel, motor shaft and inside rim of the turntable.

LUBRICATION

Apply light nonhardening grease to sliding cam surfaces and pivot points, light machine oil on the tone arm lift rod, idler wheel bearings, and motor bearings.

DO NOT lubricate turntable driving surface, the teeth on cycling gear or turntable hub.

REMEMBER TO ASK— "What else needs fixing?"**HOWARD W. SAMS & CO., INC.** Indianapolis, Indiana 46206

The listing of any available replacement part herein does not constitute in any case a recommendation, warranty or guaranty by Howard W. Sams & Co., Inc., as to the quality and suitability of such replacement part. The numbers of these parts have been compiled from information furnished to Howard W. Sams & Co., Inc., by the manufacturers of the particular type of replacement part listed. UT944

Reproduction or use, without express permission, of editorial or pictorial content, in any manner, is prohibited. No patent liability is assumed with respect to the use of the information contained herein. © 1971 Howard W. Sams & Co., Inc., Indianapolis, Indiana 46206. Printed in U. S. of America.

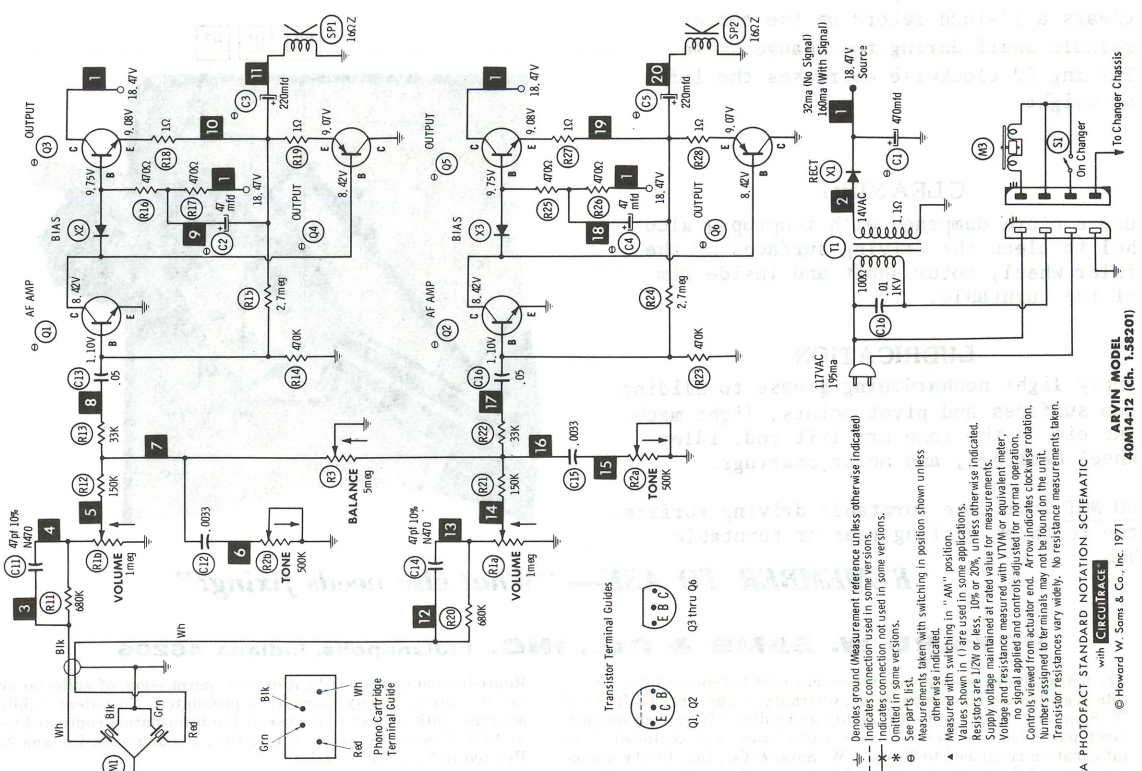

DATE 2 -71

SET 1152 FOLDER 5

ARVIN MODEL
40M14-12 (Ch. 1.58201)ARVIN MODEL
40M14-12 (Ch. 1.58201)

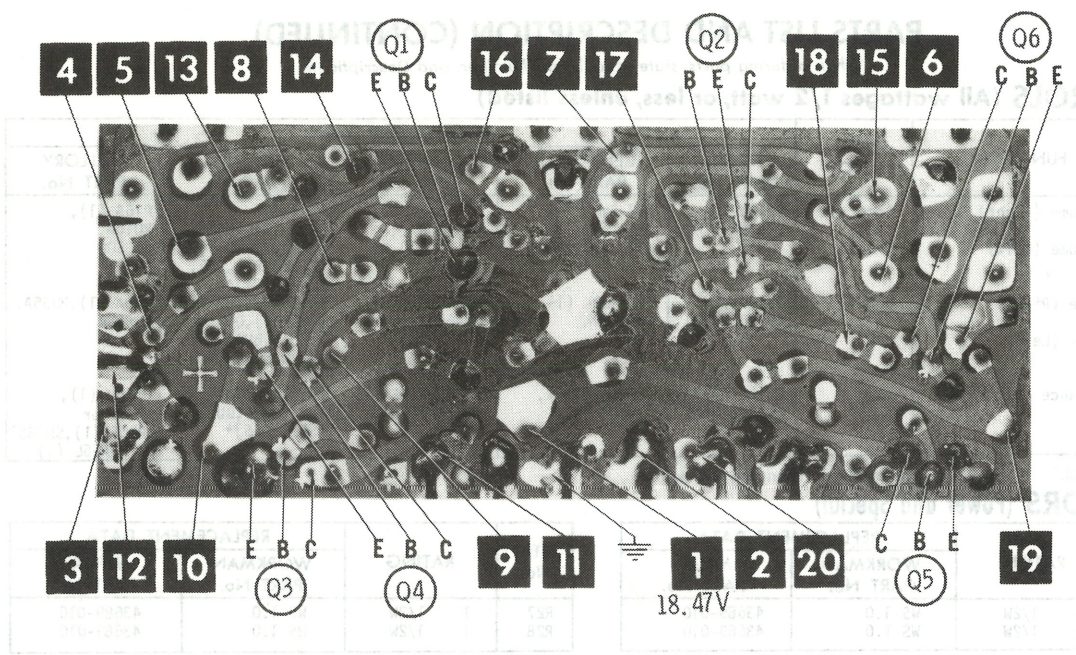
SET 1152 FOLDER 5

SET 1152 FOLDER 5



Resistor Ground (Measurement reference unless otherwise indicated)
 * Indicates connection not used in some versions.
 * See parts list.
 * Measurements taken with switching in position shown unless otherwise indicated.
 * Values shown in 1 are used in some applications.
 * Supply voltage is 120V or less, 10% or 20%, unless otherwise indicated.
 * No signal applied and controls adjusted for normal operation.
 * Controls viewed from actuator end. Arrow indicates clockwise rotation.
 * Numbers assigned to terminals may not be found on the unit.
 * Transistor resistances vary widely. No resistance measurements taken.

A PHOTOFACT STANDARD NOTATION SCHEMATIC
 with CIRCUITRACE
 © Howard W. Sams & Co., Inc. 1971
 ARVIN MODEL 40M14-12 (Ch. 1.58201)



PARTS LIST AND DESCRIPTION

(When ordering parts, state Model, Part Number, and Description.)

A Howard W. Sams
CIRCUITRACE Photo

ITEM No.	TYPE No.	FUNCTION	REPLACEMENT DATA					
			MFGR. PART No.	GENERAL ELECTRIC PART No.	INTERNATIONAL RECTIFIER PART No.	MOTOROLA PART No.	RCA PART No.	SYLVANIA PART No.
Q1	GE-296X	AF Amp	95296			HEPS9100		ECG 172
Q2	GE-296X	AF Amp	95296			HEPS9100		ECG 172
Q3	226-4	Output	95226-004		TR-25	HEP243	SK3024	ECG 128
Q4	226-3	Output	95226-003		TR-28	HEP242	SK3025	ECG 129
Q5	226-4	Output	95226-004		TR-25	HEP243	SK3024	ECG 128
Q6	226-3	Output	95226-003		TR-28	HEP242	SK3025	ECG 129

POWER RECTIFIERS & SIGNAL DIODES

ITEM No.	MFGR. PART OR TYPE No.	REPLACEMENT DATA				NOTES
		GENERAL ELECTRIC PART No.	INTERNATIONAL RECTIFIER PART No.	RCA PART No.	SYLVANIA PART No.	
X1	47126-003	GE-504A	8D4 or 5A4D	SK3030 or SK3031	ECG 116 or ECG 117	
X2	2003069					
X3	2003069					

ELECTROLYTIC CAPACITORS

ITEM No.	RATING	REPLACEMENT DATA						
		ARVIN PART No.	AEROVOX PART No.	CENTRALAB PART No.	CORNELL-DUBILIER PART No.	GENERAL ELECTRIC PART No.	MALLORY PART No.	SPRAGUE PART No.
C1	470 25V	67012-000	PRS1290	EA30-500	WBR500-35	QT1-30A	TC2505B	TL-1217
C2	47 10V	49385-007	MCD-130	EP15-50	PC50-16	MT1-16	MTV50CB15	TE-1133
C3	220 10	49385-008	BCD10190	EA15-250	PC200-16	MT1-23	MTV200CK10	TL-1137
C4	47 10V	49385-007	MCD-130	EP15-50	PC50-16	MT1-16	MTV50CB15	TE-1133
C5	220 10V	49385-008	BCD10190	EA15-250	PC200-16	MT1-23	MTV200CK10	TL-1137

CAPACITORS

ITEM No.	RATING	REMARKS	REPLACEMENT DATA					
			AEROVOX PART No.	CENTRALAB PART No.	CORNELL-DUBILIER PART No.	ELMENCOR PART No.	MALLORY PART No.	SPRAGUE PART No.
C11	47 N470 10%	#43957-029				*	*	
C12	.0033 N075	#49585-1				*	*	
C13	.05 N075 25V	#4985-014				*	*	
C14	47 N470 10%	#43957-029				*	*	
C15	.0033 N075	#49585-1				*	*	
C16	.05 N075	#49585-014				*	*	
C17	.01 1KV		GPD X5S103K	DD-103	GP10000	CCD-103	JF110	10TS-S10

ARVIN Part Number.
 * Not normally in distributor's stock. Available thru distributor on order to manufacturer.