

PARTS LIST AND DESCRIPTIONS (Continued)

RESISTORS

All wattages 1/2 watt, or less, unless otherwise listed.

ITEM No.	REPLACEMENT DATA			REPLACEMENT DATA		
	RATING	IRC PART No.	WORKMAN PART No.	REMARKS	ITEM No.	RATING
R5	6.8meg				R10	1000Ω
R6	500K				R11	150Ω 2W
R7	500Ω 1W				R12	47Ω 3W
R8	5.6meg				R13	47Ω 3W
R9	550K					

Westinghouse Part Number.

TRANSFORMER (AUDIO OUTPUT)

ITEM No.	IMPEDANCE		REPLACEMENT DATA				NOTES
	PRI.	SEC.	Westinghouse PART No.	Merit PART No.	Stancor PART No.	Triad PART No.	
T1	2700Ω	6-8Ω	430V116H01	A-2902	A-3849	24505	① Drill New Mounting Hole(s).
T2	2700Ω	6-8Ω	430V116H01	A-2902	A-3849	24505	

SPEAKER

ITEM No.	TYPE		REPLACEMENT DATA		NOTES
	SIZE	FIELD	Westinghouse PART No.	GUAM PART No.	
SP1	6"x 9"	PM	570V103H01	69A3Z8	
SP2	6"x 9"	PM	570V103H01	69A3Z8	

PHONO CARTRIDGE & NEEDLES

*NEEDLE LISTINGS SHOWN ARE FOR RESPECTIVE REPLACEMENT CARTRIDGES ONLY.

ITEM No.	REPLACEMENT DATA		REPLACEMENT DATA		NOTES
	Westinghouse PART No.	ASTATIC CARTRIDGE	ELECTRO-VOICE CARTRIDGE	SONOTONE PART No.	
M1	671V013H03	133	N50*	26	
			NEEDLE*	NEEDLE*	
			2604 *	16T-S	
			(L.P.)	X16T-S*	
			2605 *		
			(78R.P.M.)		

CABINETS & CABINET PARTS

(When Ordering Cabinets & Cabinet Parts, Specify Model, Chassis & Color)

NAME	PART NO.	DESCRIPTION
Knob Cabinet	550V118H01	Model H-79ACSI, Includes Hardware Model H-79ACS2, Includes Hardware
Cabinet	516V302H03	

WIRING DATA

General-use Unshielded Hook-up Wire	Use BILDEN No. 8530 (Solid) Available in 12 Colors
Power Cord	Use BILDEN No. 8524 (Shielded) Available in 12 Colors
Power Cord (Interlock Type)	Use BILDEN No. 17006 (Plastic) or 17126 (Rubber) - 6 Ft.
Low-Loss Shielded Lead (Interconnecting)	Use BILDEN No. 17009 (Plastic) or 17126 (Rubber) - 9 Ft.
Phono Pick-up Arm Cable	Use BILDEN No. 8974 (Rubber) or 8896 (Plastic)
	Use BILDEN No. 8401 or 8421
	Use BILDEN No. 8420 (Two Conductor-Unshielded)
	8428 (Three Conductor-Shielded)



The listing of any available replacement part herein does not constitute in any case a recommendation, warranty or guaranty by Howard W. Sams & Co., Inc., as to the quality and suitability of such replacement part. The numbers of these parts have been compiled from information furnished to Howard W. Sams & Co., Inc., by the manufacturers of LT588

HOWARD W. SAMS & CO., INC. Indianapolis 6, Indiana

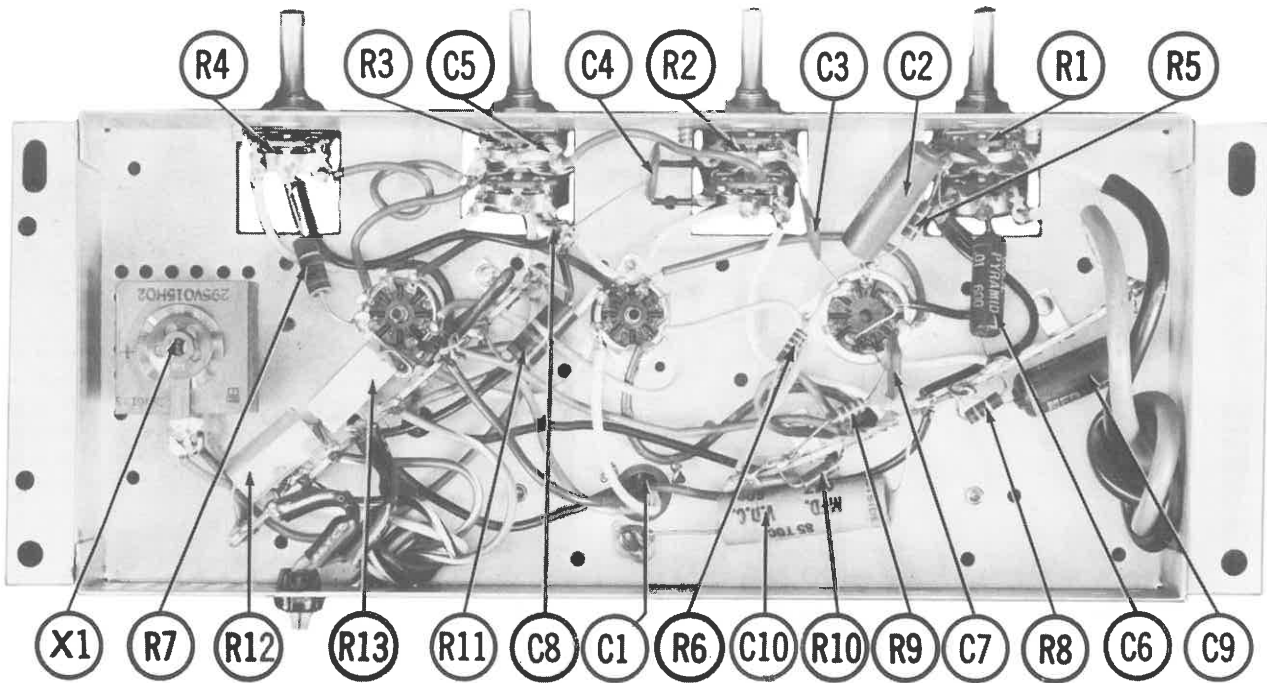
the particular type of replacement part listed. Reproduction or use, without express permission, of editorial or pictorial content, in any manner, is prohibited. No patent liability is assumed with respect to the use of the information contained herein. ©1962 Howard W. Sams & Co., Inc., Indianapolis 6, Indiana. Printed in U.S. of America

DATE 12 - 62

SET 611


FOLDER 16

CHASSIS—BOTTOM VIEW




FOLDER 16
SET 611

PHOTOFACT® Folder



WESTINGHOUSE MODELS H-79ACSI,
H-79ACS2 (Ch. V-2507-12)



MODEL H-79ACSI

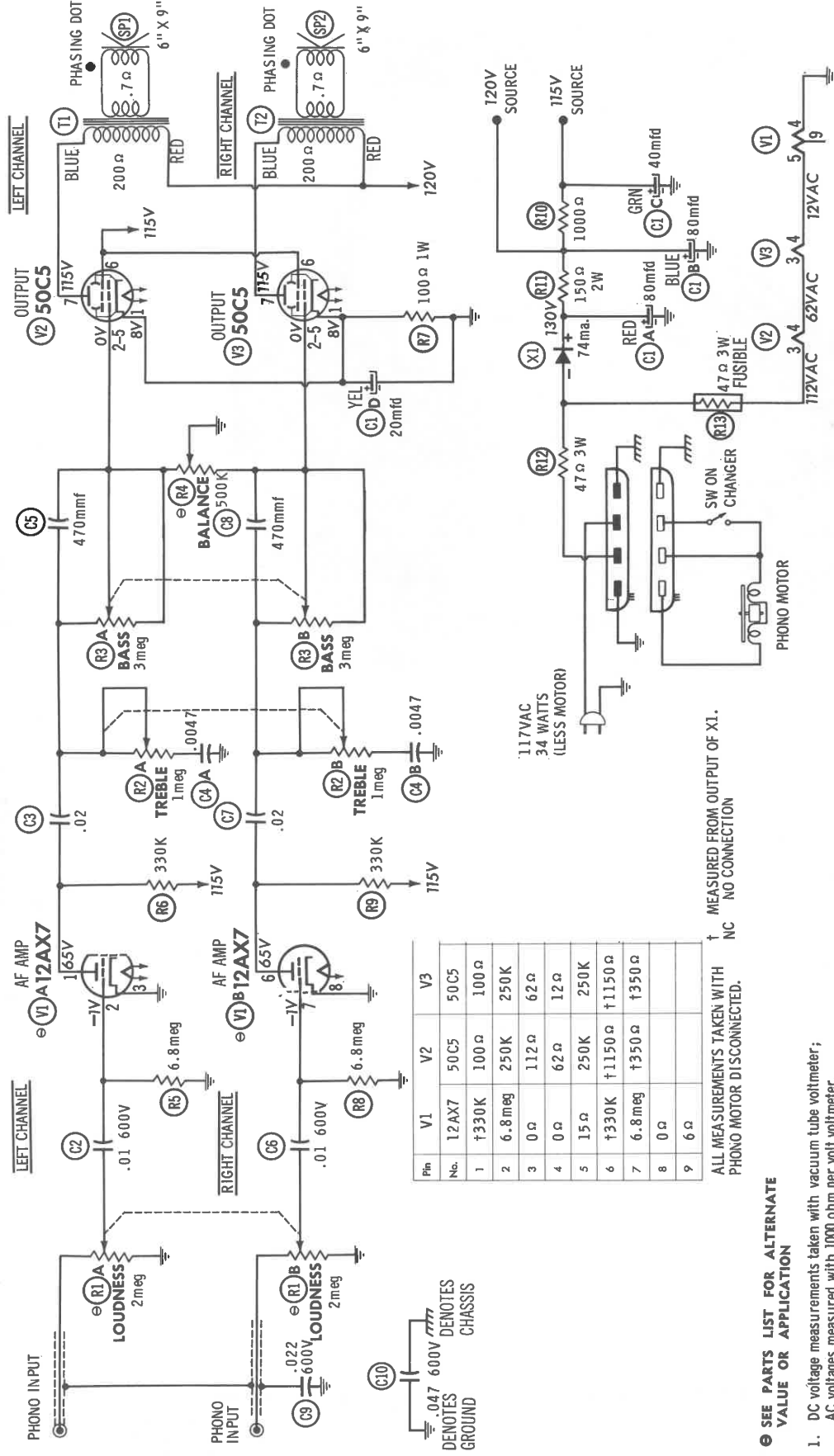
TRADE NAME	Westinghouse Models H-79ACSI, H-79ACS2 (Ch. V-2507-12)		
MANUFACTURER	Westinghouse Electric Corp., TV-Radio Div., Metuchen, N. J.		
TYPE SET	AC Operated 3 Tube Stereo Phono Amplifier With 4 Speed Automatic Record Changer		
POWER SUPPLY	105 - 120 Volts AC, 60 Cycles	RATING	34 Watts, .32 Amp. @117 Volts AC (Less Motor)
FOR SERVICE INFORMATION ON RECORD CHANGER #670V012H04 - SEE SIMILAR V-M 1201 - PHOTOFACT SET 436 FOLDER 18 OR RECORD CHANGER MANUAL RC-12			

WESTINGHOUSE MODELS H-79ACSI,
H-79ACS2 (Ch. V-2507-12)

SET 611

FOLDER 16

FOLDER 16



SEE PARTS LIST FOR ALTERNATE VALUE OR APPLICATION

1. DC voltage measurements taken with vacuum tube voltmeter; AC voltages measured with 1000 ohm per volt voltmeter.
2. Socket connections are shown as bottom views.
3. Measured values are from socket pin to common ground.
4. Line voltage maintained at 117 volts for voltage readings.
5. Nominal tolerance of component values makes possible a variation of $\pm 1\%$ in voltage and resistance readings.
6. All controls at minimum, proper output load connected.

A PHOTOFACT STANDARD NOTATION SCHEMATIC
© Howard W. Sams & Co., Inc. 1962

WESTINGHOUSE MODELS H-79ACSI,
H-79AC S2 (Ch. V-2507-12)

PARTS LIST AND DESCRIPTIONS

TUBES

ITEM No.	AMPEREX	GENERAL ELECTRIC	RCA	RAYTHEON	SYLVANIA	ITEM No.	USE	TYPE
V1						V2	Right Channel Output	50C5
						V3	Right Channel Output	50C5

* Alternate

POWER RECTIFIERS & SIGNAL DIODES

ITEM No.	CURRENT RATING (Measured)	ORIGINAL Part or Type No.	SARKES TARZIAN Part No.	RAYTHEON Part No.	NOTES
X1	.074A	295V015H02*	1N1763 †	150Z *	* Selenium † Silicon

ELECTROLYTIC CAPACITORS

ITEM No.	RATING	Westinghouse Part No.	AEROVOX Part No.	CORNEILL-DUBILIER Part No.	GENERAL ELECTRIC Part No.	MALLORY Part No.	PYRAMID Part No.	SPRAGUE Part No.
C1A	80		PR84650	BBRT8415	Q73-6	TCT3117	TD-80-150	TYA-3437.1
C1B	80		PR81500	BR80-150	Q71-20	TC492		TYA-1418
C1C	40							
C1D	20							

FIXED CAPACITORS

ITEM No.	RATING	REMARKS	AEROVOX Part No.	CORNEILL-DUBILIER Part No.	CENTRALAB Part No.	CLAROSTAT Part No.	CTS-IRC Part No.	MALLORY Part No.	SPRAGUE Part No.
C2	.01 600V		P688N-01	DD-103	DD-103	AD47-2meg-Z,		GEM-611	6TW-S10
C3	.02		BPD-02	DD-203	DD-203	AD47-2meg-Z,		B-120	5HK-S20
C4A	.0047		BPD2-2X0047	DD-472	DD-472	AD47-2meg-Z,		B-247	5HK-2D47
C5	.0047			DD-472	DD-472	AD47-2meg-Z,		B-347	10TS-T47
C6	.01 600V		P688N-01	DD-103	DD-103	AD47-2meg-Z,		GEM-611	6TW-S10
C7	.02		BPD-02	DD-203	DD-203	AD47-2meg-Z,		B-120	5HK-S20
C8	.02		BPD-00047	DD-471	DD-471	AD47-2meg-Z,		B-347	10TS-T47
C9	.022 600V		P688N-022	DD-203	DD-203	AD47-2meg-Z,		GEM-6122	6TW-S22
C10	.047 600V		P688N-047	DD-503	DD-503	AD47-2meg-Z,		GEM-6147	6TW-S47

CONTROLS

All wattages 1/2 watt, or less, unless otherwise listed.

ITEM No.	USE	RESISTANCE	Westinghouse Part No.	CENTRALAB Part No.	CLAROSTAT Part No.	CTS-IRC Part No.	MALLORY Part No.
R1A	Loudness, Left	2meg	270V113H22	B-76 SR-76, or	AD47-2meg-Z,		FA28A, RU28A,
R1B	Loudness, Right	2meg		AB-76 SR-76, or	FS-3		SL-3500 CS
R2A	Treble, Left	1meg	270V113H22	B-70 SR-70, or	AD47-1meg-Z,		CS-3500
R2B	Treble, Right	1meg		AB-70 SR-70, or	FS-3		FE8A, RU8A,
R3A	Bass, Left	3meg	270V113H12	AK-7			SL-3500
R3B	Bass, Right	3meg		R3-3meg, SW204			CS-3500
R4	Balance	500K	270V10H07	AK-7			FA36R, RU36R,
							CS3500
							U48, or UA55A,
							SL-3500

① Alternate Part #270V08H04.
② Alternate Part #270V10H03.
* "SNAFAPROL".

CHASSIS—TOP VIEW

