


PHOTOFACT* Folder



MC GOHAN
MODEL MG-25B

MC GOHAN
MODEL MG-25B



MC GOHAN
MODEL MG-25B

TRADE NAME	McGohan Model MG-25B
MANUFACTURER	Don McGohan, Inc., 3700 W. Roosevelt Rd., Chicago 24, Ill.
TYPE SET	AC Operated 4 Channel Audio Amplifier
TUBES (Six)	Types: 65C7 Preamp., 65J7 AF Amp., 65N7GT AF Amp.-Phase Inverter, (2) 6L6GT Output, 5V4G Rectifier
POWER SUPPLY	110-120 Volts AC-50/60 Cycles
RATING	.98 Amp. @ 117 Volts AC

HOWARD W. SAMS & CO., INC. • Indianapolis 5, Indiana

"The listing of any available replacement part herein does not constitute in any case a recommendation, warranty or guaranty by Howard W. Sams & Co., Inc., as to the quality and suitability of such replacement part. The numbers of these parts have been compiled from information furnished to Howard W. Sams & Co., Inc., by the manufacturers of the particular type of replacement part listed." "Reproduction or use, without express permission, of editorial or pictorial con-

tent, in any manner, is prohibited. No patent liability is assumed with respect to the use of the information contained herein. Copyright 1955 by Howard W. Sams & Co., Inc., Indianapolis 5, Indiana, U. S. of America. Copyright under International Copyright Union. All rights reserved under Inter-American Copyright Union (1910) by Howard W. Sams & Co., Inc." Printed in U. S. of America

PARTS LIST AND DESCRIPTIONS
 TUBES (SYLVANIA, GENERAL ELECTRIC, WESTINGHOUSE)

MC GOHAN
 MODEL MG-25B

ITEM No.	USE	REPLACEMENT DATA			NOTES
		McGohan PART No.	STANDARD REPLACEMENT	RETMA BASE TYPE	
V1	Preamplifier	6SC7	6SC7	8S	
V2	AF Amplifier	6SJ7	6SJ7	8N	
V3	AF Amp.-Phase Inverter	6SN7GT	6SN7GT	8BD	
V4	Audio Output	6L6G	6L6G	7S	
V5	Audio Output	6L6G	6L6G	7S	
V6	Rectifier	5V4G	5V4G	5L	

CAPACITORS

Capacity values given in the rating column are in mfd. for Electrolytic and Paper Capacitors, and in mmfd. for Mica and Ceramic Capacitors.

ITEM No.	RATING CAP.	VOLT	REPLACEMENT DATA				
			McGohan PART No.	CENTRALAB PART No.	ERIE PART No.	MALLORY PART No.	PYRAMID PART No.
C1A	.20	475					
C1B	.20	475					
C2A	.10	475					
C2B	.10	475					
C3	.10	150					
C4	10000			DD-103	8U-01	FP258	
C5	10000			DD-103	8U-01		
C6	.02	600		DF-203	8T-02		
C7	.02	600		DF-203	8T-02		
C8	.02	600		DD-103	8U-01		
C9	.1	600		DF-104	PT801		
C10	.05	600		DF-503	PT815		
C11	500	500		D4-501	MC245		
C12	500	500		D4-501	MC245		
C13	5000			DD-502	UC-525		
C14	3000			DF-503	PT815		
C15	.05	600		DF-503	PT815		
C16	.05	600		DF-503	PT815		

Note 1. Some versions may use a 20MFD capacitor in this application.

Note 2. Some versions may use a .01MFD capacitor in this application.

CONTROLS

ITEM No.	RATING RESISTANCE	WATTS	REPLACEMENT DATA				
			McGohan PART No.	IRC PART No.	CLEARSTAT PART No.	CENTRALAB PART No.	MALLORY PART No.
R1A	500KQ	1	BA011-301	Q13-133	A47-500K-Z	B-60	U-48
R1B	500KQ	1	BA011-301	Q13-133	A47-500K-Z	B-60	U-48
R2A	500KQ	1	BA011-301	Q13-133	A47-500K-Z	B-60	U-48
R2B	500KQ	1	BA011-301	Q13-133	A47-500K-Z	B-60	U-48
R3A	500KQ	1	BA011-301	Q13-133	A47-500K-Z	B-60	U-48
R3B	500KQ	1	BA011-301	Q13-133	A47-500K-Z	B-60	U-48
R4A	500KQ	1	BA011-301	Q13-133	A47-500K-Z	B-60	U-48
R4B	500KQ	1	BA011-301	Q13-133	A47-500K-Z	B-60	U-48
R5A	500KQ	1	BA011-301	Q13-133	A47-500K-Z	B-60	U-48
R5B	500KQ	1	BA011-301	Q13-133	A47-500K-Z	B-60	U-48


RESISTORS

ITEM No.	RATING OHMS	WATT	REPLACEMENT DATA			NOTES
			McGohan PART No.	IRC PART No.	NOTES	
R6	10MΩ					
R7	470KQ					
R8	10MΩ					
R9	470KQ					
R10	470KQ					
R11	470KQ					
R12	470KQ					
R13	10MΩ					
R14	470KQ					
R15	100KQ					
R16	470KQ					

Note 1. Some versions use a 270KQ resistor in this application.

Note 2. Some versions use a 22KQ resistor in this application.

CHASSIS—TOP VIEW



PARTS LIST AND DESCRIPTIONS (Continued)
 TRANSFORMER (POWER)

ITEM No.	RATING			REPLACEMENT DATA				
	PRI.	SEC. 1	SEC. 2	SEC. 3	McGohan PART No.	Stencor PART No.	Merit PART No.	Triad PART No.
T1	117VAC ⑤ .98A	744VCT ⑤ .130ADC	5VAC ⑤ 3A	6.3VCT ⑤ 3A		P-2854 ①	PM-8411 ②	R-18B ②

① Drill new mounting holes.

② File mounting holes if necessary.

TRANSFORMER (AUDIO OUTPUT)

ITEM No.	IMPEDANCE	RATING			REPLACEMENT DATA				
		PRI.	SEC.		McGohan PART No.	Stencor PART No.	Merit PART No.	Triad PART No.	NOTES
T2	6.2KQ CT	500Q tap ① 16Q, 4Q, 2.7Q, 2Q					A-3028 ① ②	22568 ③	① Drill new mounting holes. ② No 2.7Q secondary tap. ③ Trans. sec. Imp. 3.2, 4-6, 8-15, 250 and 500


FUSES

ITEM No.	TYPE	RATING	REPLACEMENT DATA				
			McGohan PART No.	FUSE	HOLDER	BUSS PART No.	
M1	3AG	2A 250V			312002 (3AG-2A)	AGC2	HCP

MISCELLANEOUS

ITEM No.	PART NAME	McGohan PART No.	NOTES
M2	Pilot Light		#47, Bayonet
M3	Pilot Light		#47, Bayonet
M4	Switch		Power on-off

CHASSIS—BOTTOM VIEW



MC GOHAN
 MODEL MG-25B

MC GOHAN
 MODEL MG-25B