

PARTS LIST AND DESCRIPTION

TUBES

♦ AMPEREX ♦ GENERAL ELECTRIC ♦ RCA ♦ SYLVANIA ♦			
ITEM No.	USE	ITEM No.	TYPE
V1	Output	50C5 (50EH5) †	
V2	Output	50C5 (50EH5) †	

† Alternate.

POWER RECTIFIERS & SIGNAL DIODES

ITEM No.	MEASURED CURRENT	ORIGINAL Port or Type No.	RECTIFIERS			DIODES
			GENERAL ELECTRIC PART No.	MALLORY PART No.	SARKIS TARTAN PART No.	GENERAL ELECTRIC PART No.
X1	• 080A		GE-504 or 1N1695	1N540 or 1N2070	1N1763 or 1N2861	40H or F-1

ELECTROLYTIC CAPACITORS

ITEM No.	RATING CAP.	VOLTS.	REPLACEMENT DATA		
			AEROVOX PART No.	CORNELL-DUBILIER PART No.	GENERAL ELECTRIC PART No.
C1A	80	150	PRS3800	BBRT84215	Q73-6
C2	25	25	CR6812A	NLW25-25	MT11-11

FIXED CAPACITORS

ITEM No.	RATING	REMARKS	REPLACEMENT DATA				
			AEROVOX PART No.	CENTRALAB PART No.	CORNELL-DUBILIER PART No.	ELMENDO PART No.	MALLORY PART No.
C3	• 05 200V		P288N-05	DF-503	PM285	4DP-3-503	PVC215
C4	• 05 200V		P288N-05	DF-503	PM285	4DP-3-503	PVC215
C5	• 1 200V		P288N-1	DF-104	PKM2P1	2DP-3-104	GEM201
C6	• 0047 600V		P668N-0047	DD-472	PM6D47	6DP-1-472	PVC6247

CONTROLS

All wattages 1/2 watt, or less, unless otherwise listed.

ITEM No.	USE	RESISTANCE	REPLACEMENT DATA				
			MAJORETTE PART No.	CENTRALAB PART No.	CLAROSTAT PART No.	CTS-IRC PART No.	MALLORY PART No.
R1	Volume, Left	2meg.		F2-2meg,SSK012 or (B-76)	A47-2meg-Z, KSS-3	Q13-139 or(BU2, CF27,SS6)*	UA26A,SK750 or (RU26A,SL38,SK750) or(U55)
R2	Volume, Right	2meg.		F2-2meg,SSK012 or (B-76)	A47-2meg-Z, KSS-3	Q13-139 or(BU2, CF27,SS6)*	UA26A,SK750 or (RU26A,SL38,SK750) or(U55)
R3A	Tone, Right	25K		F1-25K, R1-25K, SSK012, CPT-2	DA-25K-S, R-25K-S, KSS-3	B11-120,P11-120, SK1, QCM or(BU2, CF11,CR6,SS6,SS7A,DC1)*	FA253L, RU253L, CS9500

* "SNAPTROL"

RESISTORS (Power and Special)

ITEM No.	RATING	REPLACEMENT DATA			ITEM No.	RATING	REPLACEMENT DATA		
		IRC PART No.	WORKMAN PART No.	REMARKS			IRC PART No.	WORKMAN PART No.	REMARKS
R8	47Ω		F47		R11	130Ω 7W	MR3	VR3	

TRANSFORMER (AUDIO OUTPUT)

ITEM No.	IMPEDANCE	REPLACEMENT DATA					NOTES
		MAJORETTE PART No.	MERIT PART No.	STANCOR PART No.	THORDARSON PART No.	TRAD PART No.	
T1	2750Ω		A-3025①	A-3332①	22545	S-1X	① Drill new mounting holes.
T2	2750Ω		A-3025①	A-3332①	22545	S-1X	

SPEAKER

ITEM No.	TYPE	REPLACEMENT DATA		NOTES
		MAJORETTE PART No.	QUAM PART No.	
SP1	4" PM	3-40	4A05	
SP2	4" PM	3-40	4A05	

PHONO CARTRIDGE & NEEDLES

*NEEDLE LISTINGS SHOWN ARE FOR RESPECTIVE REPLACEMENT CARTRIDGES ONLY.

ITEM No.	MAJORETTE PART No.	ASTATIC CARTRIDGE	NEEDLE*	ELECTRO-VOICE PART No.		SONOTONE CARTRIDGE	NEEDLE*	NOTES
				NEEDLE*	NEEDLE*			
M1	STEX	474	N8-35* (LP)	98	3005* (LP)	20T25	N-20T75* (LP)	
			N8-7S* (78)		3008* (78)		N-20T3S* (78)	
			N8-3S (LP)		3009 (LP)			Needle Replacement for Original Cartridge.
			N8-7S (78)		3002 (78)			


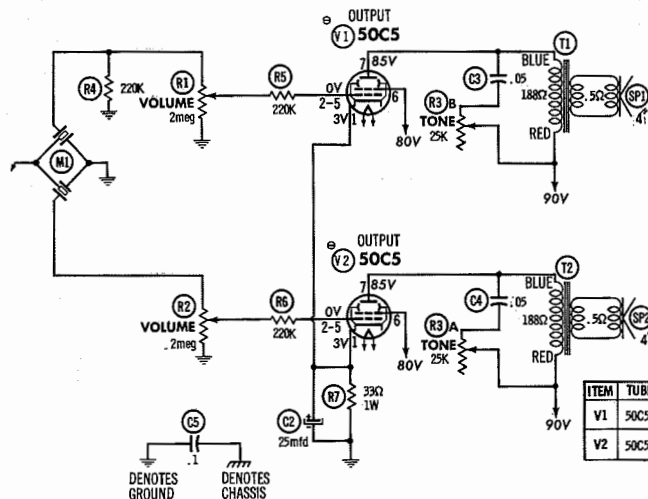
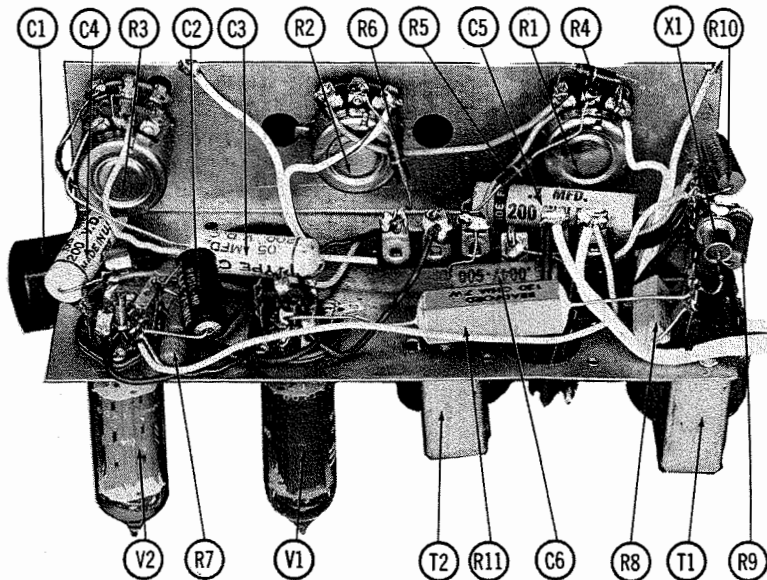
WIRING DATA

General-use Unshielded Hook-up Wire Use BELDEN No. 8530 (Solid) Available in 12 Colors
8524 (Stranded) Available in 12 Colors
Power Cord Use BELDEN No. 17106 (Plastic) or 17126 (Rubber) - 6 Ft.
17109 (Plastic) or 17129 (Rubber) - 9 Ft.
Power Cord (Interlock Type) Use BELDEN No. 8874 (Rubber) or 8895 (Plastic)
Low-Loss Shielded Lead (Interconnecting) Use BELDEN No. 8401 or 8421
Phono Pick-up Arm Cable Use BELDEN No. 8430 (Two Conductor-Unshielded)
8429 (Two Conductor-Shielded)
8419 (Three Conductor-Shielded)

PHOTOFACT® Folder



TRADE NAME: Majorette Model 665
 SUPPLIER: For Current Address, See Master Index.
 TYPE SET: 2 Tube Stereo Phono Amplifier
 POWER SUPPLY: 105-120 Volts AC, 60 Cycles
 RATING: 40 Watts, .46 Amp. @117Volts AC
 FOR SERVICE INFORMATION ON RECORD CHANGER—SEE
 SIMILAR CHANGER—PHOTOFACT SET 716, FOLDER 5.

MAJORETTE
MODEL 665MAJORETTE
MODEL 665MAJORETTE
MODEL 665

RESISTANCE MEASUREMENTS

ITEM	TUBE	Pin 1	Pin 2	Pin 3	Pin 4	Pin 5	Pin 6	Pin 7
V1	50C5	33Ω	500K	140Ω	70Ω	NC	1470Ω	658Ω
V2	50C5	33Ω	500K	Ω	70Ω	NC	1470Ω	658Ω

Resistors are 1/2 watt or less and rated
 10% or 20% unless otherwise indicated.

- See parts list for alternate value or application.
- Voltage measurements taken with vacuum tube voltmeter.
- All controls set for normal operation, no signal applied.
- Measured values are from socket pin or terminal to common ground.
- All terminals viewed from bottom unless otherwise designated.
- Numbers assigned to terminals may not be found on the unit.
- Supply voltage maintained at rated value for voltage readings.

A PHOTOFACT STANDARD NOTATION SCHEMATIC
 ©Howard W. Sams & Co., Inc. 1965

HOWARD W. SAMs & CO., INC. Indianapolis 6, Indiana

The listing of any available replacement part herein does not constitute in any case a recommendation, warranty or guaranty by Howard W. Sams & Co., Inc., as to the quality and suitability of such replacement part. The numbers of these parts have been compiled from information furnished to Howard W. Sams & Co., Inc., by the manufacturers of the particular type of replacement part listed. NS20v

Reproduction or use, without express permission, of editorial or pictorial content, in any manner, is prohibited. No patent liability is assumed with respect to the use of the information contained herein. © 1965 Howard W. Sams & Co., Inc., Indianapolis 6, Indiana. Printed in U. S. of America

DATE 8-65

SET 770 FOLDER 8

SET 770 FOLDER 8

